



July 1, 2020-June 30, 2021

Better Together



ANNUAL Report

YVEDDI...your local Community Action Agency serving Davie, Stokes, Surry and Yadkin counties



Dedicated to Serving Our Communities

ESTIMATED POPULATION

Davie County 43,286

Rowan County 144,008

Stokes County 45,467

Surry County 71,431

Yadkin County 37,543

Source: counties website

Davie

Stokes

Surry

Yadkin

*Rowan

** Weatherization
Assistance Program only*

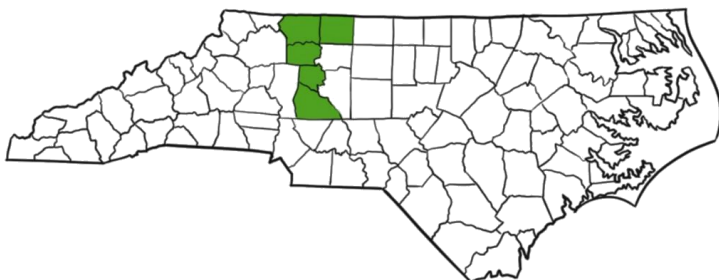


Table of Contents

Agency Overview	1
Vision and Mission Statement	1
Equity Statement	1
Board of Directors	1
Service Areas	2
Message from the Executive Director	3
Managerial Staff	4
Community Services Block Grant Program (CSBG)	5
Domestic Violence/Sexual Assault Program	7
Senior Services	10
Senior Centers	12
Retired Senior Volunteer Program	17
Head Start	18
Migrant Head Start	21
L. H. Jones Family Resource Center (JFRC)	24
Public Transportation	26
Weatherization Assistance Program	28
Financials	30
Funding	31

Some programs may be operating on an Alternate Operations Model or limited services due to the COVID-19 pandemic

AGENCY OVERVIEW

Organized in 1965, the Yadkin Valley Economic Development District, Inc. (YVEDDI) is a private non-profit corporation designated as the local Community Action Agency which administers Human Services and Community Development Programs funded through Federal, and State, County Governments, United Way/Fund agencies, and other resources. Laws, regulations, and funds limit all services provided.

MISSION STATEMENT

Dedicated to improving the lives of individuals and families in Davie, Stokes, Surry, and Yadkin Counties through a variety of programs and partnerships to build stronger communities.

VISION STATEMENT

A united community with adequate resources where people can meet their basic needs and live successful lives

Inequity Statement

YVEDDI is deeply disturbed by the recent racial injustice and violence. We have always stood for equal treatment, inclusion, mutual respect, and strive to empower people to lead more successful lives. We are committed to doing our part to reduce inequality in our communities.

Board of Directors

MICKEY CARTNER
Chairman

EDDIE HARRIS
Vice-Chairman

JIM BROWN
Treasurer

SYLVIA JESSUP
Secretary

DEBRA JESSUP
Parliamentarian

MIKE CROUSE
Chaplain

TOM BACHMANN

WAYNE BARNEYCASTLE

ROBIN TESTERMAN BEESON

CANDRA BROWN

KELLY CRAINE

LARRY JOHNSON

MARK JONES

SHELBY KING

RICHARD LASKY

JO ANN LAYELL

ANDY NICKELSTON

DANNY ROYALL

NANCY VERA TRUJILLO

BRENT WARD

MARION WELBORN

SUSANNE WRIGHT

(Current Data)

YVEDDI Services by County

Program	Davie	Rowan	Stokes	Surry	Yadkin
Community Services (CSBG)	✓		✓	✓	✓
Domestic Violence/Sexual Assault			✓	✓	✓
Head Start and NC Pre-K	✓		✓	✓	✓
Migrant Head Start				✓	✓
Jones Family Resource Center				✓	
Senior Services:					
• Meals-on-Wheels				✓	✓
• Congregate Nutrition				✓	✓
• Medical Transportation	✓			✓	✓
• General Transportation	✓			✓	✓
• Legal Services			✓	✓	✓
• Senior Centers (5)				✓	✓
• Retired and Senior Volunteer Program (RSVP)				✓	✓
Public Transportation	✓		✓	✓	✓
Weatherization Program	✓	✓	✓	✓	✓

Program participates must meet the Federal Poverty Index Guidelines, certain age criteria, or other guidelines.

EXECUTIVE DIRECTOR



Dear Friends of YVEDDI:

We are pleased to present the 2020-2021 Annual Report of the Yadkin Valley Economic Development District, Incorporated (YVEDDI). This report will showcase the work and outcomes achieved by a very dedicated staff under the leadership of a very engaged and supportive Board of Directors.

We remain committed to expand our resources however possible to meet the needs of our communities. Upon close of fiscal year June 30, 2021, we assisted:

- **347** young children get a Head Start in preparation for Kindergarten,
- **1,065** victims of abuse get a new start,
- **1** person developed life skills and enhanced employability to earn a self-sustaining income and 33 are still progressing towards their goals,
- **114** people with COVID related needs were assisted through funding from the CARES Act and Duke Endowment,
- Modified **75** homes to keep **151** people warm in the winter and conserve energy,
- Jones Family Resource Center had **75,506** people in cumulative attendance,
- Promoted senior wellness to prolong independence by:
 - delivering **60,943** homebound meals,
 - served **33,385** congregate meals,
 - provided **1,337** medical transportation trips,
 - provided legal assistance to **113** seniors,
 - **5,006** attended 5 senior centers; providing **28,027** services,
 - **92** seniors volunteered **7,397** hours in their communities, and
- Made over **15,873** trips to transport people to school, work, or medical appointments to carry out essential daily living

YVEDDI will continue to strive for continuous improvements and service expansion opportunities to make the greatest impact possible on those who need services.

With deep appreciation, we recognize our funders, donors, volunteers, partners, religious organizations, groups, and individuals who are very important to our success. We must also acknowledge our children, families, seniors, and individuals who have embraced life-altering opportunities that make our communities stronger.

Honored to serve,

A handwritten signature in blue ink that reads "Kathy Payne". The signature is written in a cursive, flowing style.

Kathy Payne, Executive Director

Managerial Staff



Regina Chappell
Community Services
Director



Jeff Cockerham
Public Transportation
Director




Tommy Eads
Weatherization Director



Lisa Martin-Money
Senior Service Director



Janet Phillips
HR Director



Davis Smith
DV / SA Director



Rhonda Wrenn
Head Start Director



Jan Zachary
Interim Finance Director



Rhonda Beavers
East Bend Senior
Center Manager



Carolyn Gentry
Surry County Senior
Center Manager




Heather Handy
Pilot Mountain Senior
Center Manager



Sandra Johnson
Yadkin Valley Senior
Center Manager



Emily Mauck
R.S.V.P. Manager



Lori Moore
Yadkin County Senior
Center Manager



Bristol Mitchem
L. H. Jones Family
Resource Center
Manager

COMMUNITY SERVICES PROGRAM

YVEDDI CSBG is a Self-Sufficiency Program that is designed to assist individuals/families in overcoming poverty to become self-reliant. The goal of the Community Services Block Grant (CSBG) is the reduction of poverty, by offering services to remove barriers to become more self-sufficient. Participants pursue goals such as employment, education, transportation, health, housing, and they participate in workshops that we provide.

In early June 2020 we were awarded monies from the Covid-19 stimulus package to assist customers affected by Covid-19 with lost work hours, or job loss. The YVEDDI CARES program was created during the Covid Pandemic. During the time period of June 01, 2020 and June 30, 2021 we assisted 93 customers with Covid related needs and will continue to do so until the funds are expended or the program end 9-30-2022. Our program also received \$26,000 from a Duke Endowment via the North Carolina Community Action Association to assist with Covid related needs. We assisted 21 customers with these unrestricted funds.

Poverty Rates

According to the Community Needs Assessment performed by Howell LLC in 2020, the poverty rate has decreased by 16.02% over the past five years, with data indicating that 29,546 local residents in 8,946 households are currently living in poverty according to the nationally accepted definition. It is estimated, however, that 45,805 households (57%) are at risk of economic insecurity based on household incomes and the region's cost of living.

Poverty Rates by County

Davie	13.7%
Stokes	13.6%
Surry	16.9%
Yadkin	15.3%

We consider CSBG to be a bridge out of poverty. We work with under resourced individuals and families to assist them in creating a better future. Each participant's situation is different, but they must be willing and able to work, ready to take the steps to further their education or gain skills to procure a living wage job, set goals, and work closely with the Success Coach.

UNEMPLOYMENT RATES for our Four County Area		
*Source - homefacts.com		
County	Rate	Date
Davie	4.4%	6-2021
Surry	4.4%	6-2021
Stokes	4.6%	6-2021
Yadkin	4.7%	6-2021

MISSION STATEMENT

To build self-sufficiency for under-resourced individuals and families through coaching, mentoring and community partnerships.

Performance Measures

Our performance measures are shown in the chart below. Collaboration with our community partners is vital to the CSBG Program in order to provide well-rounded and comprehensive services to individuals and families in the communities we serve. Program changes and Covid-19 provided challenges for our staff and customers. We continue to provide services with each upsurge of the virus.

Outcome	DAVIE	STOKES	SURRY	YADKIN	TOTAL
Customers served	13	13	27	7	60
Obtained employment	4	2	1	1	8
Obtained jobs with medical benefits	0	0	0	0	0
Completed education training programs	1	0	2	0	3
Provided employment supports	1	6	9	2	18
Completed goal of standard housing	0	0	4	1	5
Emergency Assistance	0	1	3	1	5
Reached self-sufficiency	0	0	1	0	1

\$1.32

- Return on Investment (ROI)

33

- Participants still processing towards their goals

Served 60 low-income individuals

Success Story

CSBG - DB has been able to successfully build a personal business and generate subsequent household income, following certifications supported by CSBG, as well as acquisition of work materials required for massage and meditation therapy. She has reported additional interest in building an online presence and acquiring knowledge to perform her own bookkeeping. DB also reports a significant, overall increase to her personal health, which she attributes to enrollment in and support by CSBG program.



DOMESTIC VIOLENCE/SEXUAL ASSAULT PROGRAM



MISSION STATEMENT

To provide safety, supportive services and advocacy for victims of domestic violence and sexual assault.

WHAT IS DOMESTIC VIOLENCE?

Domestic violence is the willful intimidation, physical assault, battery, sexual assault, and/or other abusive behavior as part of a systematic pattern of power and control perpetrated by one intimate partner against another. It includes physical violence, sexual violence, threats, economic, and emotional/psychological abuse. The frequency and severity of domestic violence varies dramatically.

The YVEDDI Domestic Violence and Sexual Assault Program seeks to end the cycle of violence with victims. The primary focus is to provide services, referrals and assistance to any person who has been victimized by domestic violence and/or sexual assault.

In the fiscal year July 1, 2020 through June 30, 2021, the Stokes, Surry and Yadkin DV/SA Advocates provided direct services to 1087 unduplicated individuals. Staff members responded to 1,183 crisis calls and support line. There were 127 emergency transportation services to clients. There were 39 clients provided with temporary housing, such as emergency shelters and hotel room. There were a total of 5,086 referrals to community agencies for assistance for clients. These numbers reflect lower numbers from previous years.


During this fiscal year, the program dealt with the reality of covid-19 affecting services for the program. In all three counties, staff had to deal with limited court interaction with restrictions on being in the courtroom. Staff also had to deal with limited community outreach opportunities due to access to agencies were limited. Staff had to utilize online meetings, but could not show their presence more in the communities to be more proactive in delivering the mission of the program.

The YVEDDI Domestic Violence and Sexual Assault Program will remain steadfast in delivering the mission of being an advocate for victims and to provide support to those in need.

Domestic Violence Statistical Reporting July 1, 2020 – June 30, 2021			
	STOKES	SURRY	YADKIN
Individuals Served	352	490	223
Gender of Individuals	Male: 94 Female: 258	Male: 118 Female: 372	Male: 56 Female: 167
Services Provided	Information: 1431 Advocacy: 526 Referrals: 2160 Transportation: 3 Counseling: 886 Court: 311 Other: 47	Information: 468 Advocacy: 141 Referrals: 2124 Transportation: 72 Counseling: 87 Court: 990 Other: 83	Information: 292 Advocacy: 53 Referrals: 802 Transportation: 52 Counseling: 156 Court: 888 Other: 60
Community Education/Training	Educational Presentations: 3	Educations Presentations: 6	Educational Presentations: 3
Number of Support Groups	5	5	5
Crisis Hotline/Support Calls/24-7	819	248	116
Shelter Services	19	15	5
Volunteer Hours	383	426	459

In 2020, 260 cases of trafficking were reported to the National Human Trafficking Hotline, ranking North Carolina 9th among the 50 states in cases reported. However, because human trafficking is a crime which hides in the shadows, the true number of cases in North Carolina is likely much higher.

Sexual Assault Statistical Reporting July 1, 2020 – June 30, 2021			
	Stokes	Surry	Yadkin
Individuals Served	6	3	13
Gender of Individuals	Male: 2 Female: 2 Unknown: 2	Male: 0 Female: 3	Male: 2 Female: 11
Services Provided	Information: 7 Advocacy: 4 Referrals: 24 Transportation: 0 Counseling: 3 Court: 2	Information: 5 Advocacy: 2 Referrals: 12 Transportation: 0 Counseling: 1 Court: 4	Information: 18 Advocacy: 1 Referrals: 73 Transportation: 0 Counseling: 4 Court: 64
Type of Assault	Child Sexual Abuse/ Assault: 2 Other: 4	Child Sexual Abuse/ Assault: 1 Other: 2	Child Sexual Abuse/ Assault: 3 Other: 9 Unknown: 9
Offender Relationship	Relative: 1 Stranger: 1 Acquaintance: 4	Spouse: 1 Unknown: 2	Spouse: 5 Boyfriend: 4 Acquaintance: 3 Unknown: 1
Shelter Services	0	0	0
Volunteer Hours—donated	224	218	204



North Carolina Domestic Violence Statistics

Source: <https://www.ncadv.org/state-by-state>


- 35.2% of North Carolina women and 30.3% of North Carolina men experience intimate partner physical violence, intimate partner sexual violence and/or intimate partner stalking in their lifetimes.
- In a single day in 2020, 75% of North Carolina’s domestic violence programs served 1,152 survivors and their children. 569 survivors and their children found refuge in emergency shelter or transitional housing provided by local domestic violence programs. Another 57 requests for services went unmet due to lack of resources.
- In a 24-hour survey period in 2020 in North Carolina, local and state hotlines answered 540 calls, averaging more than 23 hotline calls every hour.
- In North Carolina in 2020, there were 91 intimate partner homicides.
- Between 2010 and 2016, North Carolina had 745 domestic violence related homicides.
- As of December 31, 2020, North Carolina had submitted 2,158 misdemeanor domestic violence convictions and 355 active protective order records to the NICS Index.

Success Story

My client came in to ask for help keeping her husband away from her and their girls. Things had not been good for the 17 years that they had been together. She had no freedom. Her daily schedule was to go to work, come home, and go to sleep. He kept her in their home which was a 5th wheel camper. As a 3rd shift assistant manager, working was her freedom. One weekend he traveled out of town with their 13 year old daughter and her 14 year old friend. While out of town, he gave her approval to go out to dinner with 2 coworkers. During dinner she gets a call that a 3rd shift employee could not come into work. She ended up coming to work and slept in a car until she punched in. She phoned her husband and told him what had happened. He was ok with it. Once she got home from work she went straight to bed. She is awoken by him pulling at her gown and trying to choke her. He pulled her out of her bed and onto the floor where he continued to abuse her. Later, the daughter's friend's mother contacted the client, about text messages the client's husband had sent to her daughter. He was confronted again and was told to leave. She reported the inappropriate behavior to the Sheriff's Department and DSS. She met with the Domestic Violence Office and explained the options to her. She proceeded to obtain an Ex-Parte order against the husband. The staff explained the process with the client of what would take place once she filed the order. They accompanied the client to court for reassurance and support. The client was provided with gas and food cards to help her out. The staff made referrals to a support group and also to legal aid. While pleading her case, not a sound was heard in the courtroom, except for the sound of tears from people in the audience. The client had blue hair and was asked why she had blue hair and she explained that was all she could do when she was locked up in the bathroom. Caged up for 17 years in a bathroom. She was granted her 10 day order. When she returned for her actual hearing, the spouse was following the client to court. When she got to court she explained the 17 years of abuse and was granted the 1 year protective order for her and her daughter. She kept thanking the advocate walking out of the courtroom telling everyone "I AM FREE".



1 in 4 men have experienced some form of physical violence by an intimate partner.



1 out of 3 women have experienced some form of physical violence by an intimate partner.

SENIOR SERVICES

Includes: Meals on Wheels, Congregate Nutrition, Legal Services, Medical and General Transportation, Senior Centers (5), and Retired & Senior Volunteer Program (RSVP)

Congregate Meals		
	Total Meals	Seniors Served
Yadkin County	18,675	176
Surry County	14,710	233

Home-delivered Meals		
	Total Meals	Seniors Served
Yadkin County	26,076	211
Surry County	34,867	132

Testimonial

Seeing someone (my driver) once a week has saved my life. She is absolutely the nicest person I have ever met. I always look forward to seeing her. She is always smiling and has such kind words to say.

If it had not been for her I know I would be dead by now. I didn't think my life was worth living. I don't have any quality of life. My body is worn out and I am in so much pain I can't even sleep at night.

But once a week on Tuesday morning, I'm glad to be here.

I also appreciate the meals. If it wasn't for this, I would still be eating sandwiches and TV dinners which I had quit eating because I had gotten so tired of eating them.

Sincerely and so thankful for these blessings.

- Despite decades of broad bipartisan support, funding for this vital program continually FAILS TO KEEP PACE with the rapidly growing need for services.
- 58% of home-delivered meal recipients live alone, and for many of them, the person delivering the meal is often the only person they will see that day.
- 9 out of 10 say Meals on Wheels helps them live independently.
- 2 out of 3 recipients report the meals make up half or more of all food eaten that day.

Source: www.mealsonwheelsamerica.org/facts



MISSION STATEMENT


To improve and maintain independent wellness for the senior community through advocacy, nutrition, volunteerism and vigorous programming to promote healthy minds, bodies and spirits.

Today's senior centers are reinventing themselves to meet the needs and desires of the aging baby boom generation. Boomers now constitute more than two-thirds of the 50+ population. Senior centers are developing new programs and opportunities for this dynamic generation of older adults.

Source: National Council on Aging

MILLIONS OF VOLUNTEERS enable **221 MILLION MEALS** to be delivered to **2.4 MILLION SENIORS** each year

Our nation's senior population is growing exponentially


1 in 5 Americans is
 60 or older



With 12,000 more
 turning 60 each day

79
 Years

Average life
 expectancy
 today

The population is set to reach 93M in the next decade, with 118M expected by 2060 - increasing the number of seniors today by more than half.

leaving more and more Americans at risk of hunger and isolation

Source: www.mealsonwheelsamerica.org/facts



Legal Services		
	Units	Seniors Served
Stokes County	34	20
Surry County	44	30
Yadkin County	35	22
TOTAL	113	72

General Transportation		
	Units	Seniors Served
Davie County	0	0
Surry County	0	0
Yadkin County	0	0
TOTAL	0	0

Medical Transportation		
	Units	Seniors Served
Davie County	1,077	7
Surry County	444	2
Yadkin County	104	1
TOTAL	1,337	10

Aging In North Carolina...

In the next two decades, our 65 and over population will increase from 1.6 to 2.6 million, a projected growth of 64%. The projected growth among the age groups 65-74 (38%), 75-84 (100%) and 85+ (111%) indicates that as the baby boomers continue to age there will be an increased proportion of older adults in the state creating challenges for long-term services and supports.

Source: NCDHHS: Division of Aging & Adult Services

United States Statistics		
Nutrition program participants:		
	Home-delivered	Congregate
Are 75 or older	62%	53%
Are women	64%	65%
Live alone	58	51
Are veterans	15	12
Live in rural areas	32	34
Self-report fair or poor health	50	28
Take 3+ medications daily	87	68
Do not have enough money to buy food	33	17
Report 3+ medical conditions	90	85

Source: www.mealsonwheelsamerica.org/facts

8 OUT OF 10 RECIPIENTS
 say they see their friends more often because of
 the congregate meals

Source: www.mealsonwheelsamerica.org/facts

Meals on Wheels can serve a senior for an entire year for about the same cost as just one day in a hospital or 10 days in a nursing home.

Source: www.mealsonwheelsamerica.org/facts



SENIOR CENTERS

The senior centers provide services to help keep seniors active and healthy so they are able to maintain their independence in their own home as long as possible.

Typical activities provided at YVEDDI senior centers include:

- Nutrition Programs
- Information and Referral Assistance
- Health, Fitness, and Wellness Programs
- Transportation Services
- Public Benefits Counseling
- Employment Assistance
- Volunteer and Civic Engagement Opportunities
- Social and Recreational Activities
- Educational and Arts Programs
- Intergenerational Programs

Senior centers are a place for seniors to come for nutrition, fun, fellowship, and most importantly, to combat social isolation and loneliness. Many senior center participants are widows and widowers.



	Services Provided	Unduplicated persons served
East Bend Senior Center	6,020	1,463
Yadkin County Senior Center	2,128	1,901
Yadkin Valley Senior Center	10,766	1,181
Surry County Senior Center	8,897	410
Pilot Mountain Senior Center	216	51
TOTAL	28,027	5,006

Impact in the Community

The Senior Centers provided a combined 28,027 services to seniors age 50+.

Services provided include Matter of Balance classes, new exercise equipment, exercise classes at no charge to the seniors, Senior Games, art classes and outreach events in the community that reach more than 200+ people at a time. When the pandemic forced the closing of the centers to the public in March of 2020, senior centers continued to offer services virtually through online special events, online support groups, conference calls, information and referrals to resources, parking lot events and drive-thru events.

Persons 65 years and older

- Davie County 21.7%
- Stokes County 21.8%
- Surry County 20.8%
- Yadkin County 20.5%

Source: U.S. Census



- All center's received 4 iPads and 4 Android devices for seniors to use during the pandemic through the CARES Funding Grant.

SENIOR CENTERS (con't)



YADKIN VALLEY SENIOR CENTER

Statistics:

10,766 services with 1,181 unduplicated persons served

Virtual programs that were started included:

Tai Chi

Chair Exercise

Safety Programs

Cooking Videos

All were live and the videos can be now found on our Facebook page

Success Story

One of our participants, Mr. D., passed away and had a portable oxygen concentrator. His daughter wanted to give it to someone special and she chose another senior center participant, Ms. S. who was Mr. D.'s Rook partner (aka his "Rook Wife") here at the center. Ms. S. received the machine along with Mr. D.'s wedding ring to help her always remember her "Rook Husband". They sure had a time here! Winning and losing but most of all laughing. A favorite memory of those two:

Ms. S: *"If you were my husband I'd put poison in your coffee..."*

Mr. D: *"And if you were my wife I'd drink it..."*

Followed by an uproar of laughter. Those were some of the best moments ever.

Even during the pandemic the sense of community we are building here is as strong as any family bond I have ever experienced.

Other

We have continued to provide the most up to date facts about the virus to help ensure that senior's are aware of the safest practices. As a whole, we have worked together to ensure that everyone in this community who has a need gets assistance whether through YVEDDI or another local resource. We started offering virtual programming to promote inclusion and decrease isolation during the pandemic. We offered tech classes to assist with use of devices to tap into virtual programs and to stay connected with family and friends while remaining safe at home for our most vulnerable population.

Brief monitoring results

Yadkin Valley Senior Center was recertified as a Senior Center of Excellence! We received the recertification letter on October 2nd, 2021. We are certified for five years.

Fundraising efforts and/or total funds raised:

- \$1000 donated by Elkin First United Methodist Church for Senior Activities
- \$4000 funded by Shallow Ford Foundation for "An Apple a Day" project = Produce, toiletries and activity packets for Meals on Wheels recipients.

YADKIN COUNTY SENIOR CENTER



Drive Thru Flu Shot Clinic held October 2020

Statistics:

2,128 services with 1,901 unduplicated persons served

Success Story

A lady called asking where she could get a wheelchair for a really cheap price or free because she said that she did not have the funds to pay for one. We have people that donate wheelchairs to the center, so I told her that she could just come by and pick one up from here and use it for as long as she needed it. She had a quiver in her voice and just thanked and thanked me for letting her use one. Her son came by and picked it up and then called back and thanked me again.



Yadkin County Senior Center was able to provide monthly drive-thru pick-up supper meals with grant money from Clemmons Community Foundation. The seniors love them and compliment on how good they are.

Debbie Hoover from D & F Catering catered our meals.

Fundraising Efforts:

Quilt Raffle: May 20 – December 20, 2020 raised \$265.00
Grant from Clemmons Community Foundation: \$4000.00

Brief monitoring results

Yadkin County Senior Center was recertified as a Senior Center of Excellence! We received the recertification letter on October 2nd, 2021. We are certified for five years.



EAST BEND SENIOR CENTER

Statistics:

6,020 services with 1,463 unduplicated persons served

Success Story

The take-home activity packets that we have been providing during the pandemic have been very well received by both congregate participants and homebound clients. Many of them call the center to tell us how much they enjoy them. Some of them call to find out the answers to the puzzles, riddles, and hidden pictures. One lady said she can't wait until next week to get the next one. She said she loves doing all the puzzles and the hidden pictures is her favorite activity in the packet. Another lady calls to ask the answers or wants help with finding a hidden object. "I've looked for days and can't find it," she says. It's a good feeling to know that such a simple gift from us can give them so much enthusiasm.

Fundraising Efforts:

Grant from Clemmons Community Foundation:
\$4000.00

Brief monitoring results

East Bend Senior Center was recertified as a Senior Center of Excellence! We received the recertification letter on October 2nd, 2021. We are certified for five years.

Many thanks to Yadkin County for their commitment to seniors! Only 8 other counties out of 100 in NC, financially support 3 or more senior centers.

SENIOR CENTERS (con't)

SURRY COUNTY SENIOR CENTERS

Statistics:

SCSC: 8,897 services with 410 unduplicated persons served

Statistics:

PMSC: 216 services with 51 unduplicated persons served

We have been doing our best to serve while socially distanced. This has included weekly Meals on Wheels delivery and wellness check phone calls to the homebound. Congregate clients continued their weekly meals pickup. The congregate and homebound clients also received a weekly activity packet full of activities, news, and information.

We have had parking lot bingo including Christmas in July and Halloween costume fun.

In January we stepped it up and began holding virtual activities and events. We've held craft classes, Bingo games, and a Valentine's party over Zoom. We had virtual information sessions about Medicare, Senior Advocacy, and a RidgeCrest Community presentation. We continue to have a weekly Monday Morning Check-in video call.

We had a very successful VITA (Volunteer Income Tax Assistance) season. Serving virtually, we helped over 120 taxpayers in our area.

We had a "What's Your Story?" challenge, where our seniors were given daily prompts to encourage them to write their personal histories. To celebrate National Family History Month, we offered a colorful printed 5 generation pedigree chart to seniors who provided us with their parents' and grandparents' names and information.

We partnered with the agricultural extension office to provide gardening classes to our seniors.

In June we had our first round of technology classes, teaching seniors how to use their smartphones and mobile devices to reduce social isolation and to organize their lives.

These have been trying times but we have made adjustments and have grown a lot!



Success Stories

Pilot Mountain

"These meals help a lot, they really do. We don't have a lot so we like being able to get these meals." ~ Ms. W.

"We have attended other technology classes and this one was so much easier to follow." ~ Ms. C.

Success Stories

Mount Airy

One client said, "I really appreciate all the help you provided recently. The list of resources and contacts with phone numbers was extremely beneficial. It will help me in getting the seniors connected to services. Thanks again for all your help. You are awesome!"

Meals on Wheels clients - "You'll never know how much it means to us that you call and check on us every week!" She said how much she enjoys the meals. (Meatloaf, creamed potatoes and green beans were delicious!)

"When you call it's just like a ray of sunshine!"

VITA (Tax preparation) clients "Thank you so much for doing this for the community! It so important!"

"Thanks so much for all your help. You have been a God-send this year."

Technology Class Participants comments:

I think this class was great. Very helpful. I learned a lot about how to use my smart phone.

I really enjoyed this course. I learned a lot of new skills.

This course has been so very useful. Prior to coming to this class it was just a phone!

Garden clients: "Today was a great day and learned a lot of interesting stuff I didn't know before."

One client, who had never planted a garden before, was so inspired by the garden class that she shared photos of a grape tomato plant that she'd planted in a bucket at home and 2 other buckets where she'd planted the flower seeds that she'd received at the garden class.

We received a donation of \$30 from the children's Sunday School class at Before Heaven Community Church. A YVEDDI employee attends church there. He told the children about the seniors who enjoy coming out to our parking lot bingo. They wanted to send their donations to buy bingo prizes for the seniors!



STATISTICS

Nearly 11,000 senior centers serve 1 million older adults aged 50+ every day.

Approximately 70% of senior center participants are women; half of them live alone. Three-quarters visit their center one to three times per week and spend an average of 3.3 hours per visit.

The average age of participants is 75.

Research shows that compared with their peers, senior center participants have higher levels of health, social interaction, and life satisfaction.

Senior hunger and nutrition are significant issues in the U.S., with more than 10 million older Americans at risk of hunger and about 10% of adults experiencing malnutrition.

Source: National Council on Aging

IMPACT

Research shows that older adults who participate in senior center programs can learn to manage and delay the onset of chronic disease and experience measurable improvements in their physical, social, spiritual, emotional, mental, and economic well-being.

Source: National Council on Aging

Did you know?

- All YVEDDI nutrition sites are inspected and graded by the local health departments, just like a restaurant? All sites maintain a Grade A.
- YVEDDI-Senior Services successfully completed the 2021 Operation Fan Heat Relief Program in Yadkin county. 13 fans were purchased and distributed to seniors in Yadkin County with grant funding from Duke Energy, Dominion Resources, and Valassis.
- YVEDDI-Senior Services volunteers contributed more than 1,769 hours of volunteerism to delivering meals and assisting site managers with serving congregate meals. This is a value of over \$50,487.26! (Based on the Federal rate at \$28.54/hour from independent sector org.)

Better Together

RETIRED SENIOR VOLUNTEER PROGRAM (RSVP)

RSVP is one of the largest volunteer networks in the nation for people ages 55 and older. The RSVP Program gives seniors an opportunity to use their talents and the skills they've learned over the years and even develop new ones while serving in a variety of volunteer activities within their communities.

Estimated National Value of Each Volunteer

\$28.54 per hour

Trends and Highlights Overview

- 2,810,233 volunteers** contribute **265.3 million hours** of service
- 35.1%** of residents volunteer, ranking them **19th** among states
- Volunteer service worth an estimated **\$6.4 billion**
- 97.3%** of residents regularly talk or spend time with friends and family
- 53.7%** of residents do favors for neighbors
- 24.9%** of residents do something positive for the neighborhood
- 32.2%** of residents participate in local groups or organizations
- 54.7%** of residents donate \$25 or more to charity
- Source: AmeriCorps

Volunteer Stations Include:

- Senior Centers
- Meals-on-Wheels Drivers
- Red Cross
- Yadkin Christian Ministries
- Foothills Food Pantry
- Surry County Schools
- Surry Baptist Association
- Lyn's Medical Loan Closet
- Grace's Closet
- Trinity Episcopal Church & Food Pantry
- Mount Airy Museum of Regional History
- Mount Airy Public Library
- Mountain Valley Hospice
- Piney Grove Baptist Church & Food Pantry

Surry County		Yadkin County	
Volunteer Hours	5,554	Volunteer Hours	1,843
Volunteers	59	Volunteers	33
Stations	13	Stations	8

(These totals are based on a report from Volunteer Reporter for the timeframe of April 1, 2020 – March 31, 2021. The station numbers are the current number of active MOUs even if there are not active volunteers at those stations.)



Pictured are volunteers from Staples Food Pantry at Trinity Episcopal Church.

A Meals on Wheels client fell in her home and was unable to get up on her own. When the RSVP volunteer arrived to deliver meals to the client and found her in this situation, the volunteer quickly called the nutrition site, reported the incident to the nutrition site manager, and waited with the client until help arrived. The RSVP volunteer's quick thinking and compassion kept this scary situation from becoming a truly tragic one.

RSVP recruits, places, and supports older citizens in humanitarian pursuits affecting measurable improvements in community life in Surry and Yadkin Counties.

HEAD START

In 20 classrooms and 14 sites, Head Start serves 347 children ages 3-5 years to prepare them for kindergarten and works with families to promote self-sufficiency. Comprehensive services are provided to include child medical and dental services, individualized family services and transportation, as feasible.

Operational hours are 8:00 AM – 2:30 PM, Monday through Friday. All services are free for families who qualify. **Number of children served by county: Davie-52, Stokes-67, Surry-156, Yadkin-72.**



Revenue		Expenditures	
Federal - \$2,600,344		Federal - \$2,600,344	
NC Pre-K - \$525,000		NC Pre-K - \$525,000	
County/Local Funds - \$18,030		County/Local Funds - \$18,030	
Food Program - \$300,000		Food Program - \$300,000	
Proposed Budget for 2021-2022			
Federal - \$2,788,369		NC Pre-K - \$525,000	
County/Local Funds - \$ 18,030		Food Program - \$300,000	

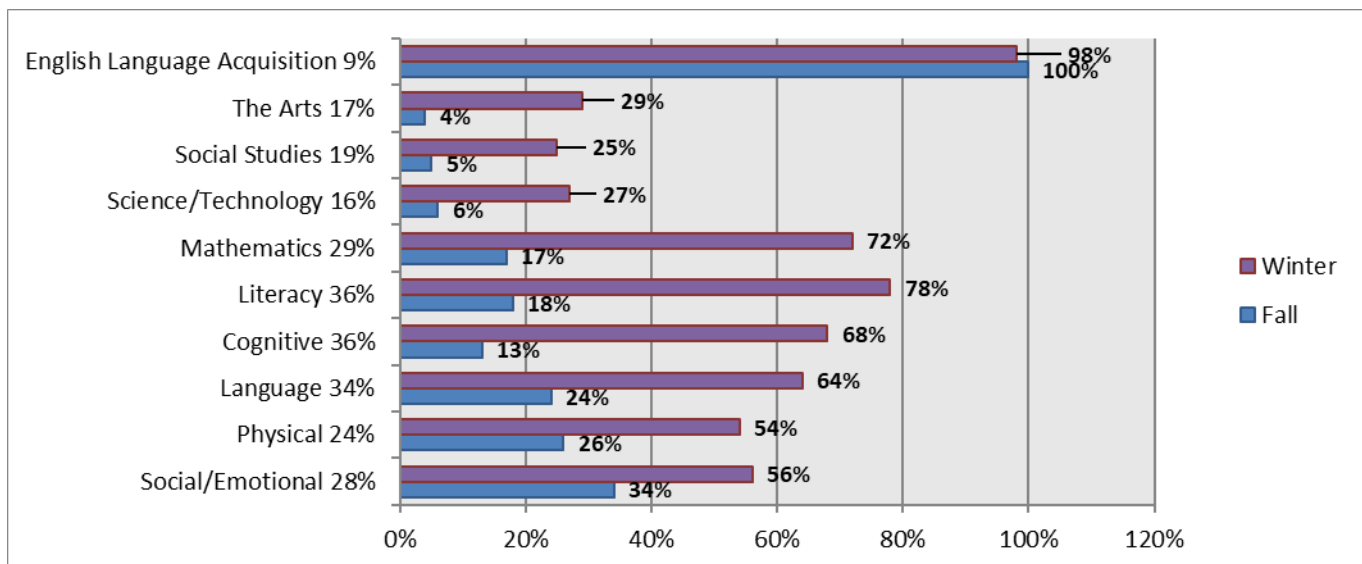
County and NC Pre-K funds are used toward the required non-federal match

CHILD OUTCOMES

Three times per year, we assess and report on each child's progress in the Head Start program. Our goal is to find out what the children already know and use our assessments to help them become "School Ready." By having a detailed outcomes plan and implementing each part, we are able to form a strategy for each child's development process.



MISSION STATEMENT
Educating children and empowering families.



Overall Gains from September 2019 to March 2020: 15%

SCHOOL READINESS INITIATIVE

In order to ensure school readiness for children, YVEDDI Head Start developed a School Readiness Committee.

The following statement is the Mission Statement of the committee:

YVEDDI Head Start will establish and carry out program goals for school readiness in accordance with the Head Start Child Outcomes Framework. The goals will be shared throughout all components of the program, with Head Start parents and our LEAs in order to ensure school readiness success for all Head Start children and their families.

YVEDDI HEAD START READINESS PLAN OVERVIEW

YVEDDI Head Start has aligned our readiness goals with the North Carolina Foundations for Early Learning and Development and Teaching Strategies Gold Objectives for Development and Learning – Birth through Kindergarten Assessment Tool. (Early Learning Strategies for NC Preschoolers and Strategies for Guiding Their Success).

North Carolina Foundations describes goals for all children's development and learning, no matter what program they are served in, the language they speak, disability they may have, or their family circumstances. Foundations and Teaching Strategies Gold provide age-appropriate goals for our children and address the domains of learning that we measure through our ongoing assessments.

Data to support the achievement of the goals will be aggregated and analyzed after each child assessment checkpoint, in accordance with our Outcomes Plan. Checkpoints are conducted three times during the academic year. We will use the data gathered to determine our progress towards meeting our Federal Grant Goals, to inform parents and the community of the outcomes and use the information to make the necessary program improvements to curriculum, teaching and instructional strategies, professional development, and program design and to assist with other program decisions.

The school readiness goals are created in conjunction with parents and we will determine each child's progress in the following domains; approaches to play and learning, emotional; and social development, health and physical development, language development and communication, cognitive development, as well as supporting dual language learners. We will also use the gathered assessment data to individualize services and teaching to best support each child.

YVEDDI Head Start will share our collected school readiness information with the public schools as part of our transition packet for each child. The information will be delivered to the schools and forwarded to the child's kindergarten teacher.

(The full school readiness plan is available upon request.)



<https://www.facebook.com/Yveddi-Head-Start-475521935974267/>



Families	
Funded Enrollment	347
Number Served	222
Avg. Monthly Enrollment	50%
Type of Eligibility	
Below 100% Poverty	72%
100-130% Poverty	19%
Above Income	2%
Public Assistance	3%
Homeless	1%
Foster Children	3%

Parent Involvement Activities	
Program Volunteers...	102
Parent Meetings ...	132
Policy Council Meetings...	4
Agency Board Member...	1
Parent Educational Workshops: 46 parents (13% attendance)	
Curriculum Planning Participation...	100%

Health Services		Teacher Education	
Received medical exams	99%	Advanced Degree	5%
Received dental exams.	89%	Baccalaureate Degree	75%
Medical home at end of enrollment.	100%	Associates Degree	20%
Dental home at end of enrollment.	66%	Assistant Teacher Education	
Received preventive dental care	88%	Associates Degree	85%
Referred children who received Mental Health Services	100%	Other Credential / CDA	15%

Results of the Most Recent Review by the Secretary

During the 2017-2018 school year, the program underwent two intense reviews from the Administration for Children and Families, a federal agency operated by the Department of Health and Human Services, its primary funding source. The reviews specifically monitored Environmental Health and Safety, School Readiness and the overall delivery of child services. Both reviews resulted in 100% compliance with the 1700+ Federal Performance Standards. In January 2018, the program had a CLASS review. Our scores were 5.9861 out of a possible 7.0 in Emotional Support, 5.5093 out of possible 7.0 in Classroom Organization and 3.1852 out of a possible 7.0 in Instructional Support. The program completed the Focus Area I review on February 2020 and was found to be in compliance in all areas of service.

Results of the Financial Audit

There were no non-compliance determinations found on the YVEDDI 2019-2020 Fiscal Year Audit.

Enrollment Information

YVEDDI Head Start is continually accepting applications for the enrollment of three- and four-year old income-eligible children and their families in Davie, Stokes, Surry and Yadkin Counties. For more information, please contact the Head Start Administrative Office at (336) 367-4993 ext. 246.



MIGRANT HEAD START

YVEDDI Migrant Head Start is committed to strengthening the growth and development of each child that we serve. We are dedicated to our children and their families and we maintain respect for their culture, ensure confidentiality and assist with shared decision making for their overall well-being. Funding for our program comes from our Grantee, East Coast Migrant Head Start Project. Our starting budget for the FY 2021 period covering November 1, 2020 - October 31, 2021 was \$414,929. Our Federal proposed budget that will continue through November 2022 is \$472,960.



Revenue	Expenditures
Federal: \$441,269 COLA: \$1.77% Food Program: \$17,103	Federal: \$441,269 Food Program: \$17,103
Required Non-Federal Match: \$46,757	
Proposed Budget for 2021-2022	
Federal: \$472,960 (PA23-\$467,080 + PA 20-\$5,880) Food Program: \$16,293 Required Non-Federal Match: \$52,551	

Families	
Funded Enrollment	39
Number of Children Served	26 (In-Center-16 Remote-10)
Disabilities Children Served	1
Number of Children Who Left Prior to End of the Season	6
Number of Families Served	21
Below Federal Poverty Guidelines	100%
Average Monthly Enrollment	75.19%
Total Number of Migrant Children Served	6
Number of Migrant Children served in Yadkin Co.	6
Number of Migrant Children Served in Surry Co.	0
Total Number of Seasonal Children Served	20
Number of Seasonal Children Served in Yadkin Co.	13
Number of Seasonal Children Served in Surry Co.	7

Center Information	
Facility Location	113 Maple Street, Boonville, NC 27011
Phone Number	336-367-3450
Service Area	Surry and Yadkin Counties
NCDCDEE Rated License	4 Stars
Operating Season	June through October (seasonally @ 17 weeks)

Age of Enrolled Children	In-Center	Remote
6 weeks- 12 months of age	0	1
1 year olds	1	1
2 year olds	1	1
3 year olds	8	2
4 year olds	2	5
5 year olds	3	1

Transportation was provided for 0 children this season due to COVID-19 restrictions

Federal Monitoring Event conducted:
8/8/16 to 8/12/2016

Comprehensive Services & School Readiness

ECERS Monitoring Event conducted-8/15/2019

ITERS Monitoring Event conducted-8/13/2019

ECMHSP Monitoring Event conducted:
8/17/2021-No Findings

Results of the Financial Audit

There were no non-compliance determinations found on the YVEDDI 2019-2020 Fiscal Year Audit.

Due to COVID-19 restrictions, some services were modified and/or cancelled.

Teacher Education	
Baccalaureate Degree	1
Associates Degree	1
Infant/Toddler Certificate	1

Health Services	
Received medical exams	94%
Received dental exams	89%
Medical home at the end of enrollment	98%
Dental home at the end of enrollment	98%
Received preventive dental care	98%
Received mental health assessment	62% Due to COVID-19 restrictions only 16 children enrolled in center

Parent Involvement Activities	
Program Volunteers	21 Volunteers @ 786 hours
Parent Meetings	2
Policy Committee Meetings	2
Agency Board Member	1
Agency ECMHSP Policy Council Member	1

Note: Due to COVID-19 all of the program's volunteers hours were from activities sent home for parents to work on with their children.

School Readiness Initiative

In order to ensure school readiness for children, YVEDDI Migrant Head Start developed a School Readiness Committee. The committee members work together to provide specific details and information on activities related to school readiness. The committee includes perspectives from the local LEA's, the YVEDDI Regional Head Start Program, program management staff, parents of enrolled children, and members of the program's Parent Policy Committee.

YVEDDI Migrant Head Start School Readiness Plan Overview

YVEDDI Migrant Head Start has aligned our school readiness goals with the Foundations (Early Learning Strategies for NC Preschoolers and Strategies for Guiding Their Success).

These goals are believed to be age-appropriate for our children and address the domains of learning that we measure through our ongoing assessments.

Data to support the achievement of the goals will be aggregated and analyzed after each child assessment is completed. Assessments are conducted periodically throughout the season for the enrolled children from birth to 5 years of age. The data gathered is used to determine progress made towards meeting our goals, informing parents and the community of the results, and to guide any necessary program improvements to curriculum, teaching, instructional strategies, professional development, program design, and to assist with other program decisions.

The school readiness goals are shared with parents and center staff will determine each child's progress in language and literacy, cognition and general knowledge, approaches to learning, physical well-being and motor development, and social and emotional development. All assessment data gathered will be used to individualize services and teaching to provide the best support to each child.

YVEDDI Migrant Head Start will share collected school readiness information with the public schools as part of our transition packet for the pre-school age children transitioning into kindergarten.

(The full school readiness plan is available for review upon request.)

Child Outcomes

The YVEDDI Migrant Head Start Program assesses each child's development three times per season. Data from the assessments is used to generate reports for parents so that they may work with the children at home as their primary educator. Data is also used to guide teaching staff with lesson planning so that children are provided optimal individual learning opportunities. Our goal is to identify and track the development of each child in order to help them become "school ready". Our program has a detailed outcomes plan which allows us to form a strategy for each child's development.

Toddler overall gains were 2.83%
Preschool overall gains were 2.61%



L.H. JONES FAMILY RESOURCE CENTER

MISSION STATEMENT

To make a difference for local individuals and families through programs that address their various needs.



Program Description/Purpose: YVEDDI's **Jones Family Resource Center (JFRC)** is a multi-purpose center which addresses various needs of the community. Programs are offered regularly to promote health and wellness, education, recreation, socialization and volunteerism.

The **Jones Family Resource Center** coordinates and partners with numerous local agencies, colleges, schools, businesses and individuals to offer a variety of services and opportunities that appeal to the interests and needs of the community.

The center is open Monday through Friday from 8:00 a.m. to 4:30 p.m. and has extended operating hours (evenings/weekends) for programs that are sponsored by **JFRC** occupants. The center is closed on holidays and weekends.

The Jones Family Resource Center is administered by the **Yadkin Valley Economic Development District, Inc.**

The Center has two budgets:

- 1) Facilities – Funded through the occupants' cost-sharing fees.
- 2) Operations - Funded by the County of Surry, fundraisers, community use fees, and general contributions.

Service Statistics:
Total services provided:

45,679

As the challenges of COVID-19 hit in March 2020, many programs located within the Jones Family Resource Center were required to make changes in the way they provided necessary services to our community. The JFRC closed its door to the general public but many of its programs continued providing essential services. Services that included assistance with food, utilities, education and outreach to name a few.

Fundraisers

The Annual Bingo Bash fundraiser was cancelled due to COVID-19

Current Occupants:

- Auxiliary and Faith Deliverance for Jesus #2
 - Disabled American Veteran's (DAV)
 - Faith Deliverance for Jesus
 - J.J. Jones Alumni Association
 - Lyn's Medical Loan Closet
 - NexGen
 - Yokefellow Christian Ministries
 - YVEDDI Grace's Closet
 - YVEDDI Community Services Block Grant Program
 - YVEDDI Head Start & NCPK
 - YVEDDI Senior Services Program
 - YVEDDI Senior Center
 - YVEDDI Congregate Nutrition Site & Meals on Wheels
 - YVEDDI Retired and Senior Volunteer Program
-



Grace's Closet...a Free Community Clothes Closet



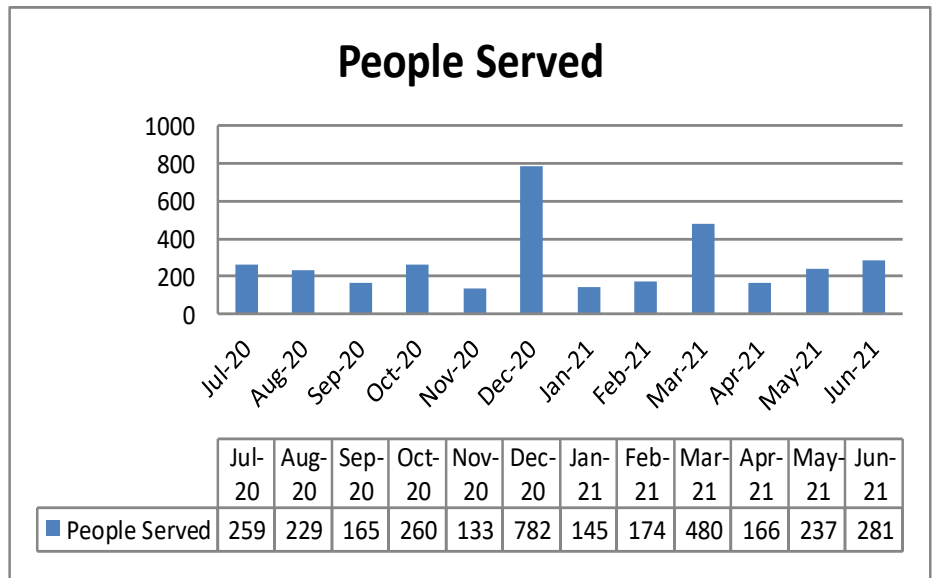
MISSION STATEMENT

Striving to serve our community with clothing while preserving individual pride and dignity through our free, but retail like, shopping experience.

Grace's Closet is a free community clothes closet and is located at the L.H. Jones Family Resource Center. Disciples of Grace formed the clothing closet in 2012. In 2015, Disciples of Grace relocated and Yadkin Valley Economic Development Inc. (YVEDDI) took over management. The clothing closet provides FREE clothing to children, women and men in need or who are referred to us through any human service organization, school or church. All of the clothing provided comes from community donations. All donated items are inspected for cleanliness and hung by size and category. We do our best to offer high-quality, seasonal clothing throughout the year. We believe clothing can open the door to a better future by providing the confidence needed to ace a job interview, project a healthy self- image, or stay warm in inclement weather. During the last eight years, there has been an outpouring of support from community clothing donations. Yearly, we see the numbers of individuals served continue to increase. Grace's Closet is solely funded by community donations and operated by volunteers and two Urban League workers. Grace's Closet would not be able to keep the doors open without the continued support of our wonderful partners. Volunteer opportunities include sorting and organizing donated items, and/or assisting clients. We are also proud to be a resource for the local Domestic Violence program.

Month/Year	People Served	Total Items Distributed
Jul-20	259	1354
Aug-20	229	1716
Sep-20	165	1324
Oct-20	260	1818
Nov-20	133	954
Dec-20	782	3487
Jan-21	145	1062
Feb-21	174	1275
Mar-21	480	1157
Apr-21	166	1261
May-21	237	1896
Jun-21	281	2756

Year to Date Totals **3311** **20060**



PUBLIC TRANSPORTATION

MISSION STATEMENT

To improve the quality of life for the residents of the Yadkin Valley through a coordinated, accessible, affordable and efficient transportation system.

YVEDDI Public Transportation is a regional transportation system providing a variety of transit services and programs to groups and individuals in Davie, Stokes, Surry, and Yadkin Counties.

Some of the types of trips provided are: congregate nutrition, special events, and youth activities. Contracted services are available for developmental and Head Start preschool transportation; trips for medical services; shopping for daily living supplies; and transportation to work. Services are available to people with transportation challenges, including the elderly and disabled, veterans, and others. We also operate a rural general public program for a small fee as funding and vehicles are available.

Vehicle Types

- Wheelchair Vans
- Mini Vans
- Light Transit Buses (20'-25')

During FY21 our driver availability was reduced by approximately 40% due to drivers health conditions, age, fragile family members, etc. Many days we only had 20-25 drivers total available. Here are a few measures we took to be able to operate during the pandemic:

- Implemented a rigorous cleaning policy on the vans
- Reduced passengers on the vehicles at any given time to maximize social distancing
- Drivers and passengers required to wear masks on-board vehicles at all times
- Passengers that tested positive were transported by themselves
- Changed the circulator routes to require all riders to call in and schedule their ride
- All staff able to work from a remote location were moved off site

FY21 Miles: 846,749

FY21 Hours : 54,566

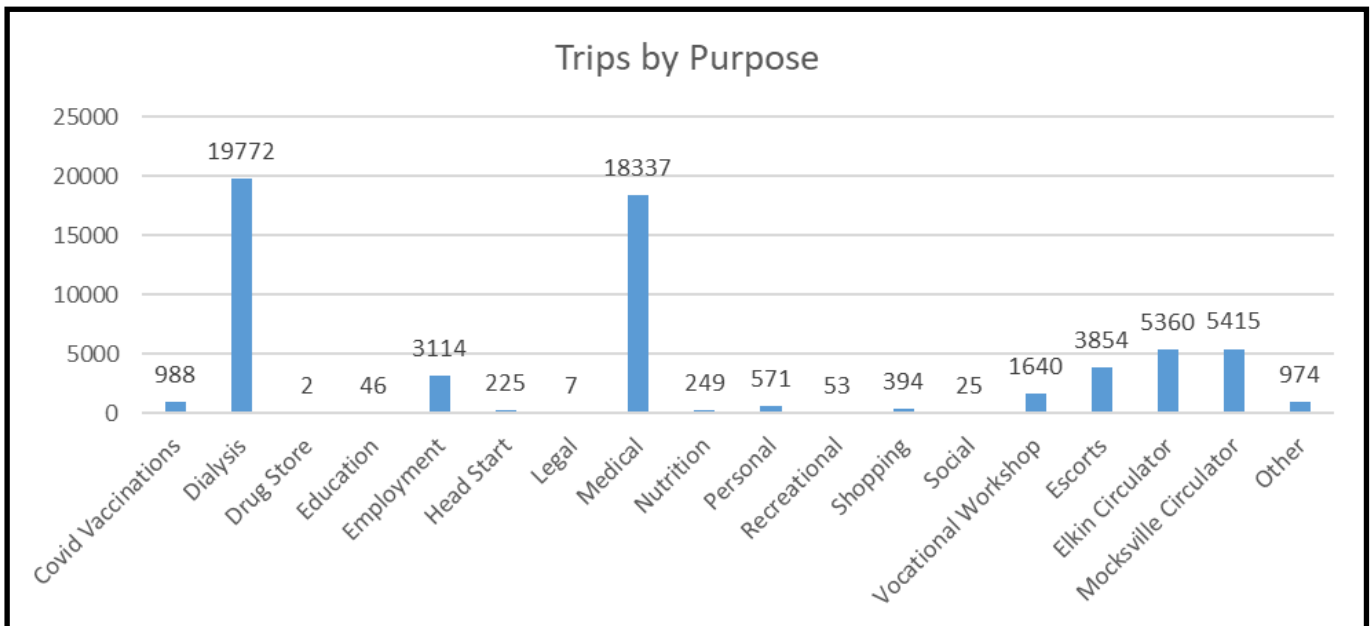
Success Story

During FY21 we provided transportation for an elderly woman who lives in a facility but needed urgent transportation because she was not feeling well. Our driver picked her up and noticed that she was in some distress. When he got her to the doctor's office they examined her and immediately admitted her to the hospital. We followed up with her son the next morning and he was so appreciative of YVEDDI's services and staff. The son raved about how our Mobility Manager was able to cut through the red tape to get his mom the urgent transportation that she needed. While we do not know at this time the outcome of the elderly lady's condition, we know that we did all we could to get her the medical care that was urgently needed.

In FY21 the CTP received \$2,101,995 in CARES funding which was used to offset revenue losses due to Covid-19 pandemic by paying for most of our operating costs.

The Rural Operating Assistance Program (ROAP) was not funded in FY21. However, YVEDDI provided trips formerly funded by ROAP using the CARES funds as follows:

Davie E&D	2,632	Cost per trip \$28.60
Davie EMPL	168	Cost per trip \$3.78
Davie RGP	513	Cost per trip \$48.85
Stokes E&D	4,249	Cost per trip \$46.95
Stokes RGP	235	Cost per trip \$71.85 includes 66 trips @ 2,788 miles for cancer treatments
Surry E&D	2,690	Cost per trip \$36.10
Surry RGP	1,648	Cost per trip \$48.22
Yadkin E&D	2,719	Cost per trip \$43.12
Yadkin RGP	1,019	Cost per trip \$50.71
Total	15,873	
Total Cost of Trips \$662,838.96		
Avg. trip cost \$41.76		



WEATHERIZATION PROGRAM

MISSION STATEMENT

To provide home energy improvements using state standards that promote good health and energy efficiency.

Weatherization Assistance Program

The Weatherization Assistance Program, operated by Yadkin Valley Economic Development District, Inc. (YVEDDI), is designed to help low-income households, particularly the elderly and the disabled, overcome the high cost of energy, through the installation of weatherization or energy conservation measures.

The NC Department of Environmental Quality has designated funds to assist qualifying families and individuals to make their homes more energy efficient and to help reduce the cost of their utilities. Weatherization includes sealing air leaks, installing insulation and performing other measures that will reduce energy usage the home. Funds have also been set aside to form a program that assists qualifying households to repair or replace an existing heating system or to provide an adequate heating system where none exists.

To meet the financial requirements for this assistance, the gross household income for the last 12 months cannot exceed 200% of the Federal Poverty Index. The labor and materials for these services are free of charge to owner-occupied homes.



Success Story

I just want to say thank you for helping my family with my home. Please let the guys know how much I appreciate their work. I can tell such a difference in my home already. I'm sure I was loosing all my heat and air.

Thank you
Ms. E

Success Story

Oh my goodness, what can i say? I almost have no words to describe how much better my house feels after the Weatherization was done. It wasn't just the work done though, the entire process of applying for the program and having it done was so smooth. My daughter had done the research for me online about the program and we were given a list of documents to submit. We met with Tina at the office and she was so nice. When the team came in to do the work, they were very professional and they patiently answered all my questions.

I never knew these kinds of programs existed but I am so glad we found you. I still wake up everyday and pinch myself to see if it's all a dream. Now I can approach the winter months with confidence knowing that my house will be nice and toasty warm without making my power bill so high. Thank you all so much.

I am attaching a video that shows me getting underfoot while the team was working. Thank you again. God bless.

Ms. O

Weatherized Homes (FY 20-21)		
	Homes	People Assisted
Davie County	6	12
Rowan County	40	81
Stokes County	9	18
Surry County	14	28
Yadkin County	6	12
Total	75	151



*The Heating and Air Repair and Replacement Program (HARRP)
Repairs or replaces heating and cooling systems for low-income households.*

Heating and Air Repair/Replacement Program

The Heating and Air Repair/Replacement Program (HARRP) is another part of the Weatherization Program for low-income households. HARRP's purpose is repair or replace heating systems that are functioning below the manufacturer's standards or to install a new system where there is no adequate heat source. In Fiscal Year 2020-2021, 17 heating systems were repaired or replaced, making a difference in the lives of 32 people.

Low-income households carry a larger burden for energy costs, typically spending 16.3% of their total annual income versus 3.5% for other households (2014 ORNL study).

Often, they must cut back on healthcare, medicine, groceries, and childcare to pay their energy bills.

Source: U.S. Department of Energy

HARRP (FY20-21)		
	Homes	People Assisted
Davie County	2	4
Rowan County	6	11
Stokes County	3	6
Surry County	4	8
Yadkin County	2	3
Total	17	32



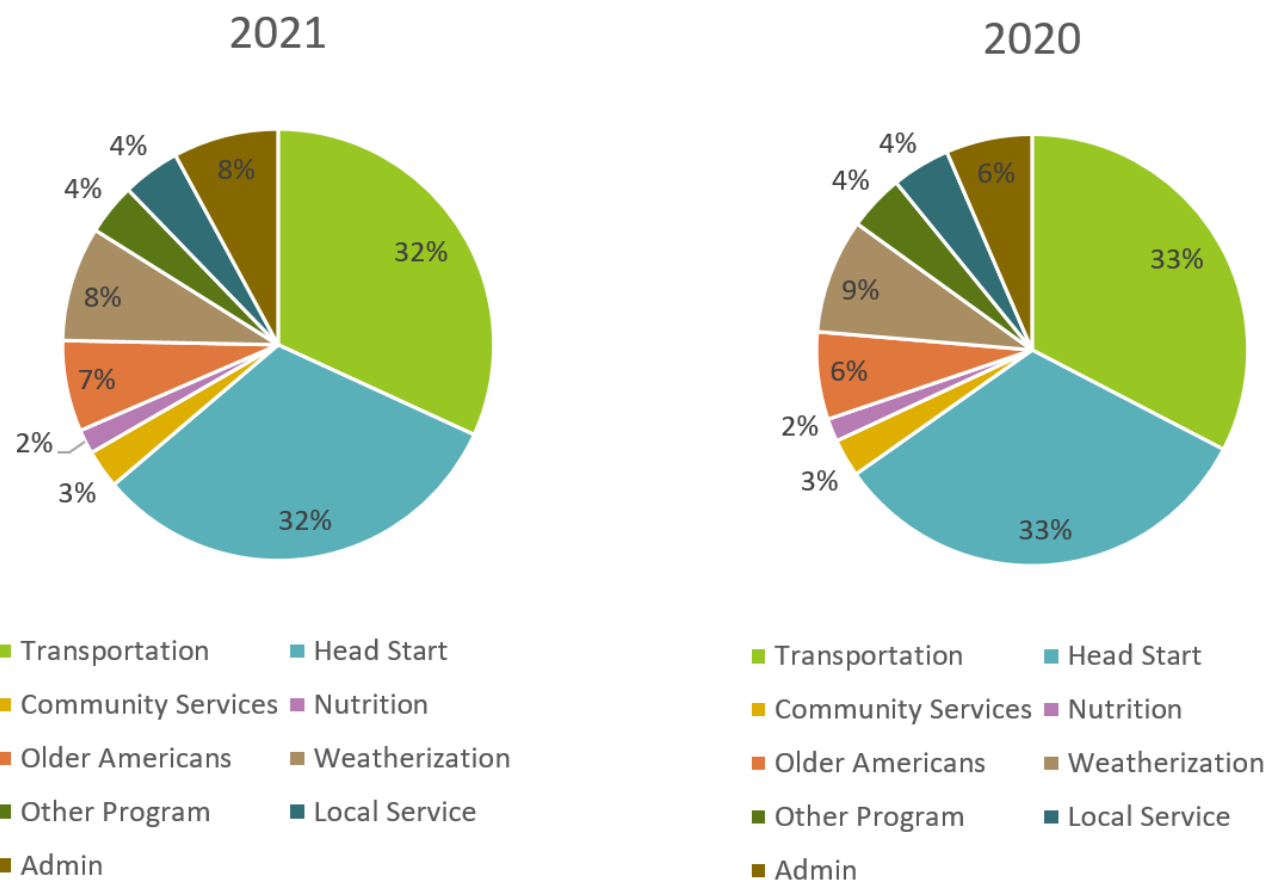
The Weatherization Assistance Program is funded by the N.C. Department of Environmental Quality



Agency Financials

Fund Source	FY21	FY20
Operations and Fund Raising	\$2,365,406	\$3,151,402
FED	\$5,906,823	\$6,103,693
NC	\$2,315,334	\$1,773,109
Local Entities	\$469,992	\$437,948
In-kind	\$365,171	\$568,330
TOTAL INCOME	\$11,442,726	\$12,034,482

Statement of Functional Expenses Highlights



Audit Opinion

- Details of Responsibilities Under an Audit
 - Management is responsible for the preparation and presentation of the statements.
 - Auditor is responsible to express an opinion on the statements.
 - Auditor does not express any opinion on the effectiveness of internal controls.
- Unmodified Opinion
 - Statements are free of material misstatement
 - "Clean" opinion

Together We Can...

Funding

AmeriCorps

Contract Revenues
Corporation for National and Community Service
County of Davie
County of Stokes
County of Surry
County of Yadkin

East Coast Migrant Head Start Project

Federal Transit Administration

Home and Community Care Block Grant for Older Adults

N.C. Pre-Kindergarten
N.C. Council for Women
N.C. Department of Crime Control/Governor's Crime Commission
N.C. Department of Health and Human Services
N.C. Department of Insurance
N.C. Department of Transportation
N.C. Division of Aging and Adult Services
N.C. Department of Environmental Quality

Occupant Agencies/Organizations

Partners Behavioral Health Management
Participant Contributions
Piedmont Triad Regional Council

Seniors' Health Insurance Information Program (SHIIP)
State of North Carolina

United Fund of Stokes County
United Fund of Surry County

User fees
U.S Department of Health and Human Services
- Administration for Children/Families
- USDA Childcare and Adult Food Program

Yadkin County United Fund
Yadkin Valley United Fund



"Restricted grants, fundraisers, and donations only support designated or specified projects or programs allowed by the contributor; resources cannot be disbursed or comingled with other projects or programs to offset any expenditures."

ANNUAL Report

YVEDDI District Office

533 N. Carolina Avenue ▪ Highway 601 N.

Boonville, NC 27011

Ph. (336) 367-7251 ▪ Fax (336) 367-3637

www.yveddi.com



The background consists of several overlapping geometric shapes. A large green trapezoidal shape is positioned in the lower-left and center. To its right is a dark blue trapezoidal shape. Above the green shape is a white triangular area. Below the green shape is a dark blue trapezoidal shape. The overall composition is dynamic and modern.

Better Together