

ANNUAL

Report

July 1, 2019- June 30, 2020

Reevaluate - Rethink - Revitalize



YVEDDI...your local Community Action Agency serving Davie, Stokes, Surry and Yadkin counties



Dedicated to Serving Our Communities



Estimated Population

Davie County 42,733

Rowan County 142,088

Stokes County 45,591

Surry County 73,673

Yadkin County 38,379

Source: county websites

Davie

Stokes

Surry

Yadkin

*Rowan

** Weatherization Assistance Program only*

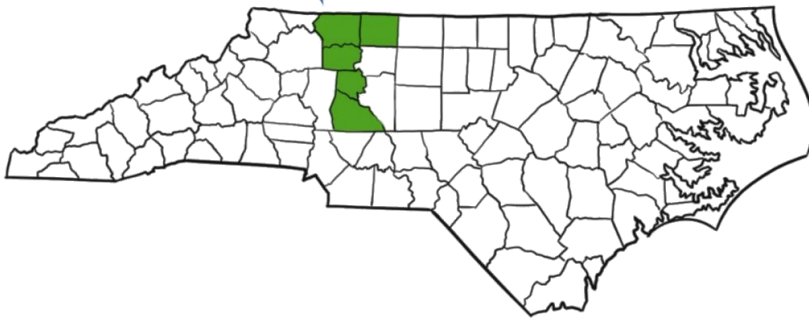


Table of Contents

Agency Overview	1
Vision and Mission Statement	1
Equity Statement	1
Board of Directors	1
Service Areas	2
Message from the Executive Director	3
Managerial Staff	4
Community Services Block Grant Program (CSBG)	5
Domestic Violence/Sexual Assault Program	7
Senior Services	10
Senior Centers	12
Retired Senior Volunteer Program	17
Head Start	18
Migrant Head Start	21
L. H. Jones Family Resource Center (JFRC)	24
Public Transportation	26
Weatherization Assistance Program	28
Financials	30
Funding	31



AGENCY OVERVIEW

Organized in 1965, the Yadkin Valley Economic Development District, Inc. (YVEDDI) is a private non-profit corporation designated as the local Community Action Agency which administers Human Services and Community Development Programs funded through Federal, and State, County Governments, United Way/Fund agencies, and other resources. Laws, regulations, and funds limit all services provided.

MISSION STATEMENT

Dedicated to improving the lives of individuals and families in Davie, Stokes, Surry, and Yadkin Counties through a variety of programs and partnerships to build stronger communities.

VISION STATEMENT

To empower people to lead more successful lives in the communities we serve.

Inequity Statement

YVEDDI is deeply disturbed by the recent racial injustice and violence. We have always stood for equal treatment, inclusion, mutual respect, and strive to empower people to lead more successful lives. We are committed to doing our part to reduce inequality in our communities.



Program participates must meet the Federal Poverty Index Guidelines, certain age criteria, or other guidelines.

Board of Directors

MICKEY CARTNER

Chairman

EDDIE HARRIS

Vice-Chairman

JIM BROWN

Treasurer

SYLVIA JESSUP

Secretary

DEBRA JESSUP

Parliamentarian

MIKE CROUSE

Chaplain

WAYNE BARNEYCASTLE

ROBIN TESTERMAN BEASON

CANDRA BROWN

KELLY CRAINE

WAYNE FRYE

LARRY JOHNSON

MARK JONES

SHELBY KING

RICHARD LASKY

JO ANN LAYELL

ANDY NICKELSTON

ANA QUINTANA

MARLANA RILEY

EDWARD STEVENS

REBECCA VANHOY

MARION WELBORN

SUSANNE WRIGHT

(Current Data)

SERVICE AREAS

Serving Davie, Rowan, Stokes, Surry, and Yadkin Counties of North Carolina



YVEDDI Services by County

Program	Davie	Rowan	Stokes	Surry	Yadkin
Community Services (CSBG)	✓		✓	✓	✓
Domestic Violence/Sexual Assault			✓	✓	✓
Head Start and NC Pre-K	✓		✓	✓	✓
Migrant Head Start				✓	✓
Jones Family Resource Center				✓	
Senior Services:					
• Meals-on-Wheels				✓	✓
• Congregate Nutrition				✓	✓
• Medical Transportation	✓			✓	✓
• General Transportation	✓			✓	✓
• Legal Services			✓	✓	✓
• Senior Centers (5)				✓	✓
• Retired and Senior Volunteer Program (RSVP)				✓	✓
Public Transportation	✓		✓	✓	✓
Weatherization Program	✓	✓	✓	✓	✓

EXECUTIVE DIRECTOR

Kathy Payne



Dear Friends of YVEDDI:

We are pleased to present the 2019-2020 Annual Report of the Yadkin Valley Economic Development District, Incorporated (YVEDDI). This report will showcase the work and outcomes achieved by a very dedicated staff under the leadership of a very engaged and supportive Board of Directors.

We remain committed to expand our resources however possible to meet the needs of our communities. Upon close of fiscal year June 30, 2020, we helped:

- **398** young children get a Head Start in preparation for Kindergarten,
- **1,781** victims of abuse get a new start,
- **2** people developed life skills and enhanced employability to earn a self-sustaining income and 32 are still progressing towards their goals,
- Modified **107** homes to keep **210** people warm in the winter and conserve energy,
- Jones Family Resource Center had **75,506** people in cumulative attendance,
- Promoted senior wellness to prolong independence by:
 - delivering **61,850** homebound meals,
 - served **25,910** congregate meals,
 - provided **11,492** medical and general transportation trips,
 - provided legal assistance to **88** seniors,
 - **3,423** attended 5 senior centers; providing **34,072** services,
 - **157** seniors volunteered **14,109** hours in their communities, and
- Made over **95,070** trips to transport people to school, work, or medical appointments to carry out essential daily living

YVEDDI will continue to strive for continuous improvements and service expansion opportunities to make the greatest impact possible on those who need services.

With deep appreciation, we recognize our funders, donors, volunteers, partners, religious organizations, groups, and individuals who are very important to our success. We must also acknowledge our children, families, seniors, and individuals who have embraced life-altering opportunities that make our communities stronger.

Honored to serve,

A handwritten signature in blue ink that reads "Kathy Payne". The signature is written in a cursive, flowing style.

Kathy Payne, Executive Director

Managerial Staff

RHONDA BEAVERS

East Bend Senior Center Manager

REGINA CHAPPELL

CSBG Director

JEFF COCKERHAM

Public Transportation Director

TOMMY EADS

Weatherization Director

CHRIS FOWLER

Finance Director

CAROLYN GENTRY

Surry County Senior Center Manager

SANDRA JOHNSON

Yadkin Valley Senior Center Manager

BRISTOL MITCHEM

L. H. Jones Family Resource Center Manager

LORI MOORE

Yadkin County Senior Center Manager

LISA MARTIN-MONEY

Senior Services Director

JANET PHILLIPS

Human Resources Director

EMILY MAUCK

RSVP Manager

YOLANDA SAFFO

Migrant Head Start Coordinator

MADISON WRIGHT

Domestic Violence/Sexual Assault Director

RHONDA WRENN

Head Start Director

(Current data)

Reevaluate
Reevaluate
 Rethink
Rethink
 Revitalize
Revitalize

COMMUNITY SERVICES PROGRAM (CSBG)

MISSION STATEMENT

To build self-sufficiency for under-resourced individuals and families through coaching, mentoring and community partnerships.

Community Services Block Grant (CSBG) was created by federal legislation to assist low income individuals and families in the early 1980's. It is a Self-Sufficiency Program which is designed to assist individuals/families in overcoming poverty to become self-reliant. We assist participants in gaining employment, obtaining a higher education, resume writing, learning good interview techniques, gaining employment, and learning how to empower themselves in the process of becoming self-reliant. Participants are required to take a budgeting class called Money Smart from our website before services can be provided. The goal of the Community Services Block Grant (CSBG) is the reduction of poverty, the revitalization of low-income communities and the empowerment of low-income families and individuals to become fully self-sufficient. Participants pursue goals such as employment, education, transportation, health, housing, and they participate in workshops that we provide.

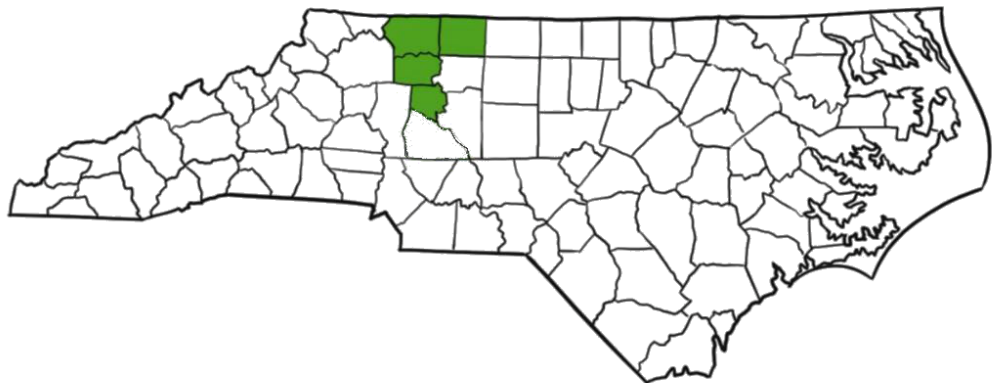
In early June 2020 we were also awarded monies from the Covid-19 stimulus package to assist customers who were impacted by Covid-19; lost work hours, or job loss. Those statistics will be reported next Fiscal Year.

Poverty Rates

According to the Community Needs Assessment performed by *Howell LLC* in 2020, the poverty rate has decreased by 16.02% over the past five years, (this number may have changed with the current pandemic) with data indicating that 29,546 local residents (15.10%) in 8,946 households (11.22%) are currently living in poverty according to the nationally accepted definition. It is estimated, however, that 45,805 households (57%) are at risk of economic insecurity based on household incomes and the region's cost of living.

Poverty Rates by County

Davie	13.7%
Stokes	13.6%
Surry	16.9%
Yadkin	15.3%

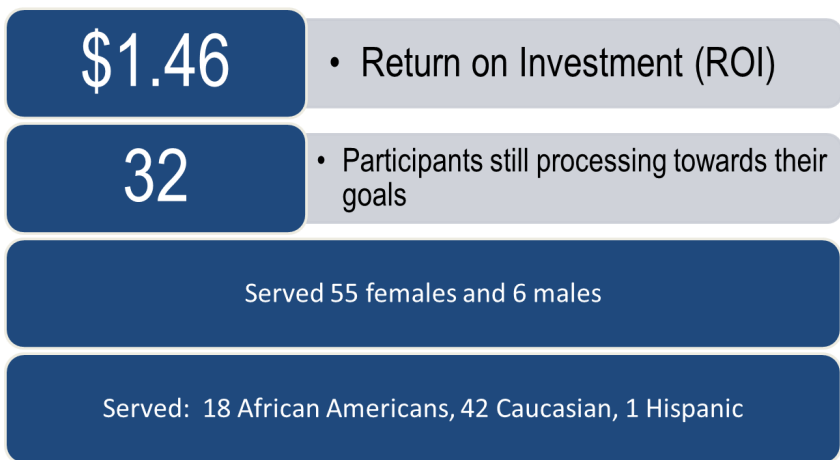


We consider CSBG to be a bridge out of poverty. We work with under resourced individuals and families with services to assist them in creating a better future. Each participant's situation is different, but they must be willing and able to work, ready to take the steps to further their education or gain skills to procure a living wage job, set goals, and work closely with the Success Coach.

Performance Measures

Our performance measures are shown in the chart below. Collaboration with our community partners is vital to the CSBG Program in order to provide well-rounded and comprehensive services to individuals and families in the communities we serve. Program changes and Covid-19 provided challenges for our staff and customers. We were able to continue to provide services in new and innovative ways.

Outcome	DAVIE	STOKES	SURRY	YADKIN	TOTAL
Customers served	8	14	33	6	61
Obtained employment	1	0	5	1	7
Obtained jobs with medical benefits	0	2	0	0	2
Completed education training programs	2	2	0	1	5
Provided employment supports	2	2	25	3	22
Completed goal of standard housing	1	0	5	1	7
Emergency Assistance	2	0	4	2	8
Reached self-sufficiency	0	0	2	0	2



Success Story

AC has continued to make achievements, in both her professional and personal life, meeting goals and setting new ones. After finishing her Associate's Degree in Health Sciences for Medical Administrative Assistant, AC has searched and applied for jobs that would utilize this degree. In the meantime, she has continued working at her current employer and is in consideration for a department manager position. In regards to her personal life, AC has completed all necessary legal steps in securing sole custody of her children, in the wake of a domestic violence dispute--and subsequent charges--with the children's father. This domestic violence event had resulted in the removal of the children from the home and placement in temporary custody with the grandparents, with sole custody awarded to AC, because of her efforts and achievements being recognized by the court. She continues to focus on her goal of obtaining even better housing for her family.

DOMESTIC VIOLENCE/ SEXUAL ASSAULT PROGRAM



MISSION STATEMENT

To provide safety, supportive services and advocacy for victims of domestic violence and sexual assault.

The YVEDDI Domestic Violence and Sexual Assault Programs strives to end the cycle of violence. This year a husband, wife, boyfriend, girlfriend, or former partner will batter many individuals. We must know domestic violence signs to prevent the tragic cycle of abuse from continuing into the next generation. Our primary focus is to provide emergency services and assistance to persons who have been victimized by domestic violence.

In the fiscal year July 1, 2019-June 30, 2020, Stokes, Surry, and Yadkin DV/SA Advocates provided direct services to 1,864 unduplicated individuals. Staff responded to 5,400 crisis calls, offered 166-peer support groups, providing emergency transportation services to 208 victims, assisted 137 individuals with rent payments, 296 individuals with utility payments, and 198 victims were placed in temporary housing, such as emergency shelters.

Heightening public awareness of domestic violence and engaging in preventive measures are crucial aspects of our efforts to rid society of domestic violence. Our program participated in 141 outreach events before the COVID-19 pandemic. We connected with other great agencies, shared our mission, and honored victims/survivors of Domestic Violence and Sexual Assault.

Domestic Violence Statistical Report July 1, 2019 – June 30, 2020

	Stokes	Surry	Yadkin
Individuals Served	698	691	348
Gender of Individuals	Male – 274 Female - 423	Male-229 Female-462	Male – 63 Female - 285
Services Provided	Information – 3,555 Advocacy – 2,489 Referrals – 4,718 Transportation – 3 Counseling – 2,068 Court – 965 Other - 325	Information – 3,835 Advocacy – 1,807 Referrals – 3,369 Transportation – 48 Counselling – 512 Court – 877	Information – 968 Advocacy – 764 Referrals – 1,141 Transportation – 23 Counselling – 307 Court – 504 Other - 45
Community Education/ Training	Educational Presentations - 22	Educational Presentations-79	Educational Presentations - 40
Number of Support Groups	Support Groups - 36	Support Groups-9	Support Groups - 10
Shelter Services	61	70	14
Crisis /Hotline/Support Calls—24/7	3,472	1,263	805
Volunteer Hours—donated	387.50	9,769.39	176

In 2019, 132 cases of trafficking were reported to the National Human Trafficking Hotline, ranking North Carolina 9th among the 50 states in cases reported. However, because human trafficking is a crime which hides in the shadows, the true number of cases in North Carolina is likely much, much higher.

Source: NC DOA



Sexual Assault Statistical Reporting July 1, 2019 – June 30, 2020			
	Stokes	Surry	Yadkin
Individuals Served	9	19	16
Gender of Individuals	Male-0 Female-9	Male-1 Female-18	Male – 2 Female - 14
Services Provided	Information- 25 Advocacy- 11 Referrals- 35 Counseling- 7 Court- 7	Information – 51 Advocacy – 38 Referrals – 77 Transportation – 2 Counselling – 14 Hospital – 0 Court - 11	Information – 26 Advocacy – 24 Referrals – 35 Transportation – 4 Counselling – 15 Hospital – 1 Court - 8
Type of Assault	Rape- 1 Child Sex Offense- 6 Other- 2	Rape-11 Date Rape-2 Child Sex Offense-0 Adult Surv. CSA-3 Incest-1 Other-2	Rape – 1 Date Rape – 7 Marital Rape – 1 Child Sexual Offense - 6
Offender Relationship	Relative- 7 Boyfriend/Girlfriend-1 Spouse-1	Acquaintance – 7 Relative – 2 Boyfriend/Girlfriend – 2 Spouse-3 Stranger-1 Unknown - 4	Acquaintance – 7 Relative – 3 Boyfriend/Girlfriend – 4 Unknown - 2
Shelter Services	0	21	0
Volunteer Hours— donated	2417.5	0	0

North Carolina Statistic's



Source: <https://www.ncadv.org/state-by-state>

- 43.9% of North Carolina women and 19.3% of North Carolina men experience intimate partner physical violence, intimate partner sexual violence and/or intimate partner stalking in their lifetimes.
- 1 in 3 women and 1 in 4 men have experienced some form of physical violence by an intimate partner.
- On a typical day, domestic violence hotlines receive approximately 21,000 calls, approximately 15 calls every minute.
- Intimate partner violence accounts for 15% of all violent crime.


Success Story

A young mother came to our office, requesting help with a protection order against her child's father. She stated that she had been in a toxic relationship since 2016. During her pregnancy, there was an incident that law enforcement had to be called out. This resulted in the father being charged with felony assault by strangulation, assault on a female, and assault on an unborn child. At that time, she was granted a one-year Domestic Violence Protective Order. After one year, the order expired. She had hoped that things would work out so that they could be a family, or at least the father could be in their daughter's life. Over a period, things did not change at all. They only got worse. The father stalked, made threats to kill her, burned her clothing, and videoed while doing so. He destroyed her household items. The physical assaults started again, while alcohol and drug abuse played a considerable part. Once also, our staff assisted her with a 50 B. Staff accompanied her in the courtroom and stayed until the Judge made his ruling. She was granted the Ex Parte Order. Along with the victim, a staff member went to the Sheriff's Department requesting the Plaintiff to be notified when the Defendant was served. Our staff suggested that she stay in a DV Shelter, but she declined. Our team has individually counseled the victim. They safety planned in the office and over the phone each time they had contact with her. They provided referrals to local agencies such as, Clerk of Court, Magistrate, Legal Aid, Jail, 911, District Attorney's Office, DSS, Sheriff's Department, and local City Police Department. To assist her needs, they provided the victim with a gas card, a food card and paid her electric bill. They discussed with her the renewal process and that we offer support group services. We want to make sure that she understands that we are here for her!

Abuse Awareness Event:



1 in 4 men have experienced some form of physical violence by an intimate partner.



1 out of 3 women have experienced some form of physical violence by an intimate partner.

SENIOR SERVICES

Includes: Meals on Wheels, Congregate Nutrition, Legal Services, Medical and General Transportation, Senior Centers (5), and Retired & Senior Volunteer Program (RSVP)

MILLIONS OF VOLUNTEERS enable **220 MILLION MEALS** to be delivered to **2.4 MILLION SENIORS** each year

MISSION STATEMENT

To improve and maintain independent wellness for the senior community through advocacy, nutrition, volunteerism and vigorous programming to promote healthy minds, bodies and spirits.

Homebound Meals		
	Total Meals	Seniors Served
Yadkin County	25,091	89
Surry County	36,759	137

Congregate Meals		
	Total Meals	Seniors Served
Yadkin County	15,397	166
Surry County	10,513	131

- 7.1 million seniors live in poverty—That’s an income of \$234 a week or less which after housing, utility and medical expenses leaves very little for food.
- Nearly 9.5 million seniors are threatened by hunger; 5.5M of these are food insecure or very low food secure
- Older adults living in poverty are nearly twice as likely as those above poverty level to have limitations in their ability to live independently
- 1 in 5 feels lonely and social isolation among older adults is associated with an extra \$6.7 billion in Medicare spending each year
- 1 in 4 seniors lives alone

Source: www.mealsonwheelsamerica.org/facts

Success Story

From a handwritten letter March 2021: I just enjoyed one of your meals = so delicious yum yum, and I want you to know how much I appreciate all you do for me and others. I have something to look forward to every day by your good works. Keep up the excellent work and know you are appreciated very much. You make so many happy and healthy. I brag on you to others. I feel lucky to be in your program. Please keep up the good work and know you are appreciated over and over, you’re in my prayers and know I love you and I’ll continue to enjoy your hard, thoughtful work. You must have lots of energy to keep the program going. I’ve slowed down some, but yet try to be active. Thanks for the information sheets! Love to everyone in the program.



No fundraising due to COVID-19...the 5K/10K race had to be cancelled in 2020 but is going to be held this year on 3/27/2021



Persons 65 years and older (estimate)

Davie County 19.8%
 Stokes County 19.8%
 Surry County 19.7%
 Yadkin County 19.1%

Source: ACCESSNC

Our nation's senior population is growing exponentially


 1 in 5 Americans is
 60 or older



With 12,000 more
 turning 60 each day

79
 Years

Average life
 expectancy
 today

The population is set to reach 118M by 2060— more than double the number in 2010

leaving more and more Americans at risk of hunger and isolation

Source: www.mealsonwheelsamerica.org/facts

Legal Services		
	Units	Seniors Served
Stokes County	54	32
Surry County	67	35
Yadkin County	40	21
TOTAL	161	88

General Transportation		
	Units	Seniors Served
Davie County	4,567	33
Surry County	3,389	23
Yadkin County	No funding for this service	
TOTAL	9,724	56

Medical Transportation		
	Units	Seniors Served
Davie County	960	7
Surry County	533	4
Yadkin County	275	1
TOTAL	1,768	12

Aging In North Carolina...

In the next two decades, our 65 and over population will increase from 1.6 to 2.6 million, a projected growth of 64%. The projected growth among the age groups 65-74 (38%), 75-84 (100%) and 85+ (111%) indicates that as the baby boomers continue to age there will be an increased proportion of older adults in the state creating challenges for long-term services and supports.

Source: NCDHHS: Division of Aging & Adult Services



9 OUT OF 10 RECIPIENTS
 say Meals on Wheels helps
 them feel more secure

Source: www.mealsonwheelsamerica.org/facts

United States Statistics

79% of home-delivered meal recipients are 75 or older	
69% are women	15% are veterans
59% live alone	25% live in rural areas
35% live in poverty	28% are a racial and/or ethnic minority
46% self-report fair or poor health	82% take 3+ medications daily

Source: www.mealsonwheelsamerica.org/facts

For the 59% of recipients who live alone the person delivering the meal is often the only person they will see that day.

Source: www.mealsonwheelsamerica.org/facts

Meals on Wheels can serve a senior for an entire year for the same cost as just one day in a hospital or 10 days in a nursing home.

Source: www.mealsonwheelsamerica.org/facts

MISSION STATEMENT

To improve and maintain independent wellness for the senior community through advocacy, nutrition, volunteerism and vigorous programming to promote healthy minds, bodies and spirits.

The Senior Centers provide services to help keep seniors active and healthy so they are able to maintain their independence in their own home as long as possible.



Typical activities provided at YVEDDI Senior Centers include:

- Nutrition Programs
- Information and Referral Assistance
- Health, Fitness, and Wellness Programs
- Transportation Services
- Public Benefits Counseling
- Employment Assistance
- Volunteer and Civic Engagement Opportunities
- Social and Recreational Activities
- Educational and Arts Programs
- Intergenerational Programs

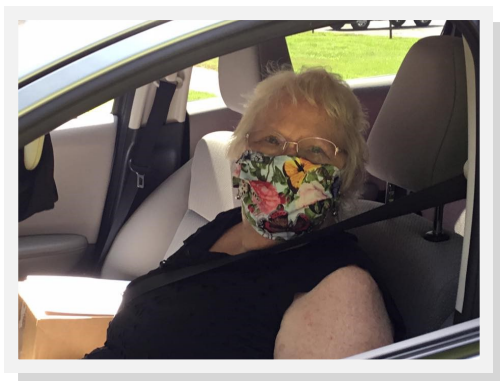

Senior centers are a place for seniors to come for nutrition, fun, fellowship, and most importantly, to combat social isolation and loneliness. Many senior center participants are widows and widowers.

	Services Provided	Unduplicated persons served
East Bend Senior Center	6,453	711
Yadkin County Senior Center	8,002	1,261
Yadkin Valley Senior Center	11,258	653
Surry County Senior Center	6,041	626
Pilot Mountain Senior Center	2,318	172
TOTAL	34,072	3,423

Impact in the Community

The Senior Centers provided a combined 34,072 services to seniors age 50+.

Services provided include Matter of Balance classes, new exercise equipment, exercise classes at no charge to the seniors, day trips, Senior Games, art classes and outreach events in the community that reach more than 200+ people at a time. When the pandemic forced the closing of the centers to the public in March of 2020, senior centers continued to offer services virtually through online special events, online support groups, conference calls, information and referrals to resources, parking lot events and drive-thru events.



Today's senior centers are reinventing themselves to meet the needs and desires of the aging baby boom generation. Boomers now constitute more than two-thirds of the 50+ population. Senior centers are developing new programs and opportunities for this dynamic generation of older adults.

Source: National Council on Aging



SENIOR CENTERS (con't)



YADKIN VALLEY SENIOR CENTER

11,258 services with 653 unduplicated persons served

Success Story

We had a lady who loved coming here to socialize with her friends. She started to change slowly from week to week. At first it was little things like forgetting someone's name or forgetting to sign up for the next meal or activity. I witnessed our folks rally around her to help her attend

to everything she needed while she was here. One would randomly ask "Are we eating here tomorrow?" She would answer "Sure, why not?" Then they would go together to sign the reservation sheet. Whomever she sat with would help her check her Bingo card and tell her to yell when she had Bingo. After she could no longer drive her daughter would bring her a couple of days a week. Our folks would greet her at the door and help her with her coat. One by one they would speak to her and introduce themselves if need be. The last few weeks she was able to attend she really didn't know anyone. I asked if it bothered them that she didn't know them after she left one day. They said "Not at all, she's still in there somewhere and she is still my friend."

The sense of community we have at this senior center is more akin to family life than friendship. Success is finding your people. They can do that here.

Other

When the pandemic started, we were able to supply masks to all of our patrons. We were able to switch to frozen meals to decrease chances of spreading the virus. We adapted and learned how to safely provide meals to our homebound and congregate members who depended on our nutritional provisions. We have continued to provide the most up to date facts about the virus to help ensure that our folks are aware of the safest practices. As a whole, we have worked together to ensure that everyone in this community who has a need gets service whether through YVEDDI or another local resource.

Fundraising efforts and/or total funds raised - \$1000 donated by Elkin First United Methodist Church for Senior Activities. Small Business Saturday \$400 (booth rentals and donations)



YADKIN COUNTY SENIOR CENTER

Statistics:

8002 services with 1261 unduplicated persons served

Success Story

Received a very nice card and a donation of \$100.00 from the son and daughter-in-law of one of our congregate members that passed away. The card stated that they appreciated everything we did for their dad, and how much that he loved coming to the center. They stated how they believed that our center meant a lot to him as well.

When we closed due to Covid, our quilters made masks for us to distribute to seniors in need of masks. We send out information, trivia, puzzle and brain games packets weekly to our homebound and congregate clients.

Fundraising totals raised \$500.00 from a Walmart grant. \$265.00 from a quilt raffle.



EAST BEND SENIOR CENTER

Statistics:

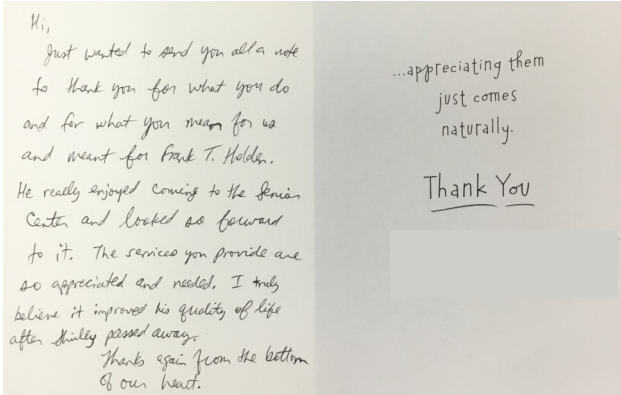
6453 services with 711 unduplicated persons served

During the pandemic we have conducted weekly parking lot bingos. Participants stay in their cars and play. We call the participants to remind them and several of them have told us the parking lot bingos are the highlight of their day. They've been very lonely since the stay-at-home orders went into effect and have enjoyed having this outing available to them. One participant stated that we made a way for her to get out of the house that made her feel safe. Our participants have missed coming to the center and going to church and have been very thankful for the activities and events we have been able to offer in the parking lot.

Masks to any senior that needed them donated by Clemmons Community Foundation. We are providing outside bingo and chair exercise during Covid. We provide a special treat to all of our congregate clients each Thursday. We call every one of our clients every week. We give out activity packets to 50+ clients each week.

Fundraising efforts raised \$500 from Walmart grant. \$175 for Barn quilt paintings.

Memorials received: sound system, garbage disposal, 2 tables for our Rook Players and quilters, a 50" TV. Volunteer time was spent cutting and trimming our shrubs and tree.



Hi,
Just wanted to send you a note to thank you for what you do and for what you mean for us and meant for Frank T. Holden. He really enjoyed coming to the Senior Center and looked so forward to it. The services you provide are so appreciated and needed. I truly believe it improved his quality of life after Shirley passed away.
Thanks again from the bottom of our heart.

...appreciating them just comes naturally.

Thank You

SENIOR CENTERS (con't)



SURRY COUNTY SENIOR CENTERS

Statistics:

SCSC: 6041 services with 626 unduplicated persons served

PMSC: 2318 services with 172 unduplicated persons served

Success Stories

- One client said, "We enjoyed our several years of using the garden beds over there. So appreciative of the classes and the gift of using the beds. Thank you so much. I loved the informative classes this year. BTW, my snapdragons that I planted in the milk jug have done well. That was a fun session. The 1st meeting was so informative and interesting. Thank you for the handouts too. They've really helped."

- A senior heard me announce on the radio that we were holding parking lot bingo. She showed up here a few hours later with 3 lap sized afghans that she wanted to donate as bingo prizes!

- One senior said she really appreciates the senior center for holding the parking lot bingo! She said she can tell that we care about the seniors because we go out of the way to help them have a good time. She appreciated the face masks. She said, "I just wanted to tell you that it sure is really nice of you to do all that you do with the Bingo and especially standing in that heat & wrapping all those gifts. That is hard work, cause I wrap many many gifts for my Church each year. That is a lot you do & was so nice of you making the masks. And just wanted you to know how much you are really appreciated! Thank you so much!"

Fundraising efforts and/or total funds raised – In FY 20 the Surry County Senior Center received \$800 in donations. In addition, \$205 was received from the NoneSuch Playmakers fundraisers, \$60 from the craft sale and \$153.01 from the Parking Lot Bingo donations and raffle ticket sales.



STATISTICS

Nearly 11,000 senior centers serve 1 million older adults aged 50+ every day.

Approximately 70% of senior center participants are women; half of them live alone. Three-quarters visit their center one to three times per week and spend an average of 3.3 hours per visit.

The average age of participants is 75.

Research shows that compared with their peers, senior center participants have higher levels of health, social interaction, and life satisfaction.

Senior hunger and nutrition are significant issues in the U.S., with more than 10 million older Americans at risk of hunger and about 10% of adults experiencing malnutrition.

Source: National Council on Aging

IMPACT

Research shows that older adults who participate in senior center programs can learn to manage and delay the onset of chronic disease and experience measurable improvements in their physical, social, spiritual, emotional, mental, and economic well-being.

Source: National Council on Aging

Did you know?

- All YVEDDI nutrition sites are inspected and graded by the local health departments, just like a restaurant? All sites maintain a Grade A.
- YVEDDI-Senior Services successfully completed the 2020 Operation Fan Heat Relief Program in Yadkin county. 13 fans were purchased and distributed to seniors in Yadkin County with grant funding from Duke Energy, Dominion Resources, and Valassis.
- YVEDDI-Senior Services successfully completed the 2020 N.C. Senior Farmer's Market Nutrition Program, distributing 520 vouchers, worth \$3 each, to seniors in Surry and Yadkin counties. The program requires each eligible senior to receive 8 vouchers. This enabled 65 seniors to purchase \$24 worth of fresh produce each at farmer's markets, thereby enhancing their access to fresh, nutritious locally-sourced produce; adding \$1,560 into the local economy.
- YVEDDI-Senior Services staff successfully conducted fundraisers that added more than \$4,058 in additional funding to senior programs.
- YVEDDI-Senior Services volunteers contributed 14,109 hours of volunteerism to delivering meals and assisting site managers with serving congregate meals. This is a value of \$383,765! (Based on the Federal 2020 rate at \$27.20/hour from independent sector org.)
- Recent grantor monitoring concluded with only one (1) finding, out of hundreds of compliance measures and one commendation.

RETIRED SENIOR VOLUNTEER PROGRAM (RSVP)

RSVP is one of the largest volunteer networks in the nation for people ages 55 and older. The RSVP Program gives seniors an opportunity to use their talents and the skills they've learned over the years and even develop new ones while serving in a variety of volunteer activities within their communities.

Estimated National Value of Each Volunteer Hour

\$27.20 per hour

Volunteer Stations Include:

- Senior Centers
- Meals-on-Wheels Drivers
- Red Cross
- Yadkin Christian Ministries
- Foothills Food Pantry
- Surry County Schools
- Surry Baptist Association
- Lyn's Medical Loan Closet
- Grace's Closet
- Trinity Episcopal Church & Food Pantry
- Mount Airy Museum of Regional History
- Mount Airy Public Library
- Mountain Valley Hospice
- Piney Grove Baptist Church & Food Pantry

Trends and Highlights Overview

2,810,233 volunteers contribute **265.3 million hours** of service
35.1% of residents volunteer, ranking them **19th** among states
 Volunteer service worth an estimated **\$6.4 billion**
97.3% of residents regularly talk or spend time with friends and family
53.7% of residents do favors for neighbors
24.9% of residents do something positive for the neighborhood
32.2% of residents participate in local groups or organizations
54.7% of residents donate \$25 or more to charity
 Source: AmeriCorps

Surry County		Yadkin County	
Volunteer Hours	7,215	Volunteer Hours	6,894
Volunteers	85	Volunteers	72
Stations	14	Stations	8



One of our volunteers serving as an RSVP driver with Meals on Wheels stated that volunteering gives her a reason to get out of the house. She likes to get out and meet people. At age 73, knowing that she is helping someone gives her a sense of purpose and belonging.

This volunteer gives time daily to deliver meals and is a great asset to RSVP!

RSVP recruits, places, and supports older citizens in humanitarian pursuits affecting measurable improvements in community life in Surry and Yadkin Counties.

HEAD START

MISSION STATEMENT

Educating children and empowering families.

In 20 classrooms and 14 sites, Head Start serves 347 children ages 3-5 years to prepare them for kindergarten and works with families to promote self-sufficiency. Comprehensive services are provided to include child medical and dental services, individualized family services and transportation, as feasible.

Operational hours are 8:00 AM – 2:30 PM, Monday through Friday. All services are free for families who qualify. Number of children served by county: Davie-52, Stokes-67, Surry-156, Yadkin-72.

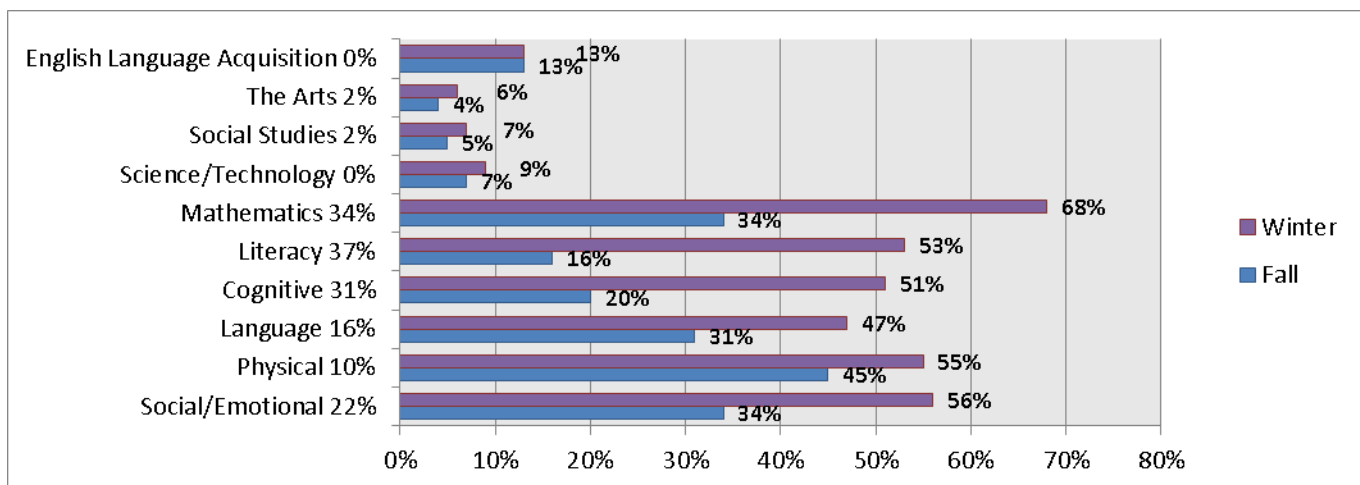


Revenue	Expenditures
Federal - \$2,600,344 NC Pre-K - \$525,000 County/Local Funds - \$18,030 Food Program - \$300,000	Federal - \$2,600,344 NC Pre-K - \$525,000 County/Local Funds - \$18,030 Food Program - \$300,000
Proposed Budget for 2020-2021	
Federal - \$2,790,809 County/Local Funds - \$ 18,030	NC Pre-K - \$525,000 Food Program - \$300,000

County and NC Pre-K funds are used toward the required non-federal match

CHILD OUTCOMES

Three times per year, we assess and report on each child’s progress in the Head Start program. Our goal is to find out what the children already know and use our assessments to help them become “School Ready.” Due to the COVID 19 pandemic, our program moved to remote instruction in March 2020. Therefore, children were only assessed two times in the 2019-2020 school year. Although we were unable to administer the final assessment, children continued to receive individualized instruction. Their participation in remote learning enhanced their school readiness, as most school systems have continued remote learning into the 2020-2021 school year



Overall Gains from September 2019 to March 2020: 15%

SCHOOL READINESS INITIATIVE

In order to ensure school readiness for children, YVEDDI Head Start developed a School Readiness Committee.

The following statement is the Mission Statement of the committee:

YVEDDI Head Start will establish and carry out program goals for school readiness in accordance with the Head Start Child Outcomes Framework. The goals will be shared throughout all components of the program, with Head Start parents and our LEAs in order to ensure school readiness success for all Head Start children and their families.

YVEDDI HEAD START READINESS PLAN OVERVIEW

YVEDDI Head Start has aligned our readiness goals with the North Carolina Foundations for Early Learning and Development and Teaching Strategies Gold Objectives for Development and Learning – Birth through Kindergarten Assessment Tool. (Early Learning Strategies for NC Preschoolers and Strategies for Guiding Their Success).

North Carolina Foundations describes goals for all children's development and learning, no matter what program they are served in, the language they speak, disability they may have, or their family circumstances. Foundations and Teaching Strategies Gold provide age-appropriate goals for our children and address the domains of learning that we measure through our ongoing assessments.

Data to support the achievement of the goals will be aggregated and analyzed after each child assessment checkpoint, in accordance with our Outcomes Plan. Checkpoints are conducted three times during the academic year. We will use the data gathered to determine our progress towards meeting our Federal Grant Goals, to inform parents and the community of the outcomes and use the information to make the necessary program improvements to curriculum, teaching and instructional strategies, professional development, and program design and to assist with other program decisions.

The school readiness goals are created in conjunction with parents and we will determine each child's progress in the following domains; approaches to play and learning, emotional; and social development, health and physical development, language development and communication, cognitive development, as well as supporting dual language learners. We will also use the gathered assessment data to individualize services and teaching to best support each child.

YVEDDI Head Start will share our collected school readiness information with the public schools as part of our transition packet for each child. The information will be delivered to the schools and forwarded to the child's kindergarten teacher.

(The full school readiness plan is available upon request.)



<https://www.facebook.com/Yveddi-Head-Start-475521935974267/>



398 Children Served

Families	
Funded Enrollment	347
Number Served	398
Avg. Monthly Enrollment	95%

Type of Eligibility	
Below 100% Poverty	71%
100-130% Poverty	15%
Above Income	8%
Public Assistance	3%
Homeless	2%

Parent Involvement Activities	
Program Volunteers	204
Parent Meetings	116
Policy Council Meetings	6
Agency Board Member	1
Parent Educational Workshops	46 parents (13%) attendance
Curriculum Planning	100%

Health Services	
Received medical exams	100%
Received dental exams	100%
Medical home at end of enrollment	100%
Dental home at end of enrollment	100%
Received preventive dental care	100%
Referred children who received Mental Health Services	100%

Teacher Education	
Advanced Degree	5%
Baccalaureate Degree	80%
Associate Degree	15%
Assistant Teacher Education	
Associate Degree	85%
Other Credential/CDA	15%

Results of the Most Recent Review by the Secretary

.During the 2017-2018 school year, the program underwent two intense reviews from the Administration for Children and Families, a federal agency operated by the Department of Health and Human Services, its primary funding source. The reviews specifically monitored Environmental Health and Safety, School Readiness and the overall delivery of child services. Both reviews resulted in 100% compliance with the 1700+ Federal Performance Standards. In January 2018, the program had a CLASS review. Our scores were 5.9861 out of a possible 7.0 in Emotional Support, 5.5093 out of possible 7.0 in Classroom Organization and 3.1852 out of a possible 7.0 in Instructional Support. The program completed the Focus Area I review on February 2020 and was found to be in compliance in all areas of service.

Results of the Financial Audit

There were no non-compliance determinations found on the YVEDDI 2019-2020 Fiscal Year Audit.

Enrollment Information

YVEDDI Head Start is continually accepting applications for the enrollment of three- and four-year old income-eligible children and their families in Davie, Stokes, Surry and Yadkin Counties. For more information, please contact the Head Start Administrative Office at (336) 367-4993.



MIGRANT HEAD START

MISSION STATEMENT

Strengthen the growth and development of each child and their family, by respecting their culture, confidentiality and together sharing decision-making for the well-being of our families

YVEDDI Migrant Head Start is committed to strengthening the growth and development of each child that we serve. We are dedicated to our children and their families and we maintain respect for their culture, ensure confidentiality and assist with shared decision making for their overall well-being. Funding for our program comes from our Grantee, East Coast Migrant Head Start Project. Our starting budget for the FY 2020 Period covering November 1, 2019 - October 31, 2020 was \$412,673. Our Federal proposed budget that will continue through November 2021 is \$420,809.



Revenue	Expenditures
Federal- \$432,119 (inclusive of COVID-19 One-Time Funding @ \$11,310 + COLA @ 2%) Food Program- \$12,766	Federal- \$432,119 Food Program- \$12,766
Required Non-Federal Match- \$45,853	
Proposed Budget for 2020-2021	
Federal- \$420,809 (PA 23- \$414,929 + PA 20- \$5,880) Food Program- \$17,103 Required Non-Federal Match- \$46,757	

Families	
Funded Enrollment	39
Number of Children Served	30 (In-Center-17/Remote-13)
Disabilities Children Served	0
Number of Children Who Left Prior to End of the Season	1
Number of Families Served	23
Below Federal Poverty Guidelines	100%
Average Monthly Enrollment	75.71%
Total Number of Migrant Children Served	6
Number of Migrant Children served in Yadkin Co.	6
Number of Migrant Children Served in Surry Co.	0
Total Number of Seasonal Children Served	24
Number of Seasonal Children Served in Yadkin Co.	14
Number of Seasonal Children Served in Surry Co.	10

Center Information	
Facility Location	113 Maple Street, Boonville, NC 27011
Phone Number	336-367-3450
Service Area	Surry and Yadkin Counties
NCDCDEE Rated License	4 Stars
Operating Season	June through October (seasonally @ 17 weeks)

Age of Enrolled Children	In-Center	Remote
6 weeks- 12 months of age	0	1
1 year olds	2	0
2 year olds	5	4
3 year olds	3	4
4 year olds	2	4
5 year olds	4	1

Transportation was provided for 0 children this season due to COVID-19 restrictions

Federal Monitoring Event conducted-8/8/16 to 8/12/2016

Comprehensive Services & School Readiness

ECERS Monitoring Event conducted-8/15/2019

ITERS Monitoring Event conducted-8/13/2019

ECMHSP Monitoring Event conducted-9/8/2020-
No Findings

Teacher Education	
Baccalaureate Degree	3
Associates Degree	0
Infant/Toddler Certificate	1

Results of the Financial Audit

There were no non-compliance determinations found on the YVEDDI 2019-2020 Fiscal Year Audit.

Due to COVID-19 restrictions, some services were modified and/or cancelled.

Health Services	
Received medical exams	74%
Received dental exams	27%
Medical home at the end of enrollment	97%
Dental home at the end of enrollment	97%
Received preventive dental care	27%
Received mental health assessment	0% due to COVID-19 restrictions

Parent Involvement Activities	
Program Volunteers	23 volunteers @ 1000 hours
Parent Meetings	0
Policy Committee Meetings	0
Agency Board Member	1
Agency ECMHSP Policy Council Member	1

Note: Due to COVID-19 all of the programs volunteer hours were from activities sent home for parents to work on with their children. All meetings were cancelled due to COVID-19 restrictions.

School Readiness Initiative

In order to ensure school readiness for children, YVEDDI Migrant Head Start developed a School Readiness Committee. The committee member's work together to provide specific details and information on activities related to school readiness. The committee includes perspectives from the local LEA's, the YVEDDI Regional Head Start Program, program management staff, parents of enrolled children, and members of the program's Parent Policy Committee.

YVEDDI Migrant Head Start School Readiness Plan Overview

YVEDDI Migrant Head Start has aligned our school readiness goals with the Foundations (Early Learning Strategies for NC Preschoolers and Strategies for Guiding Their Success).

These goals are believed to be age-appropriate for our children and address the domains of learning that we measure through our ongoing assessments.

Data to support the achievement of the goals will be aggregated and analyzed after each child assessment is completed. Assessments are conducted periodically throughout the season for the enrolled children from birth to 5 years of age. The data gathered is used to determine progress made towards meeting our goals, informing parents and the community of the results, and to guide any necessary program improvements to curriculum, teaching, instructional strategies, professional development, program design, and to assist with other program decisions.

The school readiness goals are shared with parents and center staff will determine each child's progress in language and literacy, cognition and general knowledge, approaches to learning, physical well-being and motor development, and social and emotional development. All assessment data gathered will be used to individualize services and teaching to provide the best support to each child.

YVEDDI Migrant Head Start will share collected school readiness information with the public schools as part of our transition packet for the pre-school age children transitioning into kindergarten.

(The full school readiness plan is available for review upon request.)

Child Outcomes

The YVEDDI Migrant Head Start Program assesses each child's development three times per season. Data from the assessments is used to generate reports for parents so that they may work with the children at home as their primary educator. Data is also used to guide teaching staff with lesson planning so that children are provided optimal individual learning opportunities. Our goal is to identify and track the development of each child in order to help them become "school ready". Our program has a detailed outcomes plan which allows us to form a strategy for each child's development.

Toddler overall gains were 3.32%

Preschool overall gains were 2.72%



L.H. JONES FAMILY RESOURCE CENTER

MISSION STATEMENT

To make a difference for local individuals and families through programs that address their various needs.

Service Statistics:

Total services provided:

75,506



Program Description/Purpose: YVEDDI's **Jones Family Resource Center (JFRC)** is a multi-purpose center which addresses various needs of the community. Programs are offered regularly to promote health and wellness, education, recreation, socialization and volunteerism.

The **Jones Family Resource Center** coordinates and partners with numerous local agencies, colleges, schools, businesses and individuals to offer a variety of services and opportunities that appeal to the interests and needs of the community.

The center is open Monday through Friday from 8:00 a.m. to 4:30 p.m. and has extended operating hours (evenings/weekends) for programs that are sponsored by **JFRC** occupants. The center is closed on holidays and weekends.

The Jones Family Resource Center is administered by the **Yadkin Valley Economic Development District, Inc.**

The Center has two budgets:

- 1) Facilities – Funded through the occupants' cost-sharing fees.
- 2) Operations - Funded by the County of Surry, fundraisers, community use fees, and general contributions.

Fundraiser Outcomes

- Annual Bingo Bash fundraiser was cancelled due to COVID-19
- Hot Dog Luncheon fundraiser was held on February 18, 2020 and raised \$425.00
- Pictures with Santa Fundraiser was held on November 23, 2019 and raised \$386.
- Hot Dog Luncheon Fundraiser was held on September 17, 2019 and raised \$215
- Sagebrush Dine and Donate July 23, 2019 raised \$31.79
- Christmas Dance Fundraiser \$450
- Play fundraiser \$180.00
- Grace's Closet Belk Charity Days event raised \$25 received 7/16/2019

Current Occupants:

- Auxiliary and Faith Deliverance for Jesus #2
- Disabled American Veteran's (DAV)
- Faith Deliverance for Jesus
- J.J. Jones Alumni Association
- Lyn's Medical Loan Closet
- NexGen
- Yokefellow Christian Ministries
- YVEDDI Grace's Closet
- YVEDDI Community Services Block Grant Program
- YVEDDI Head Start & NCPK
- YVEDDI Senior Services Program
- YVEDDI Senior Center
- YVEDDI Congregate Nutrition Site & Meals on Wheels
- YVEDDI Retired and Senior Volunteer Program

Other Important Information

In October 2019 two new programs relocated to the JFRC, the Disabled American Veterans and Faith Deliverance for Jesus #2. The DAV provides services to military veterans by helping with claims and transportation needs along with other vital services. Faith Deliverance for Jesus holds worship services and outreach for the community.

As the challenges of COVID-19 hit in March 2020, many programs located within the Jones Family Resource Center were required to make changes in the way they provided necessary services to our community. The JFRC closed its door to the general public but many of it's programs continued providing essential services. Services that included assistance with food, utilities, clothing, education and outreach, to name a few.

Grace's Closet...*a Free Community Clothes Closet*

MISSION STATEMENT

Striving to serve our community with clothing while preserving individual pride and dignity through our free, but retail like, shopping experience.



Grace's Closet is a free community clothes closet and is located at the L.H. Jones Family Resource Center. Disciples of Grace formed the clothing closet in 2012. In 2015, Disciples of Grace relocated and Yadkin Valley Economic Development Inc. (YVEDDI) took over management. The clothing closet provides FREE clothing to children, women and men in need or who are referred to us through any human service organization, school or church. All of the clothing provided comes from community donations. All donated items are inspected for cleanliness and hung by size and category. We do our best to offer high-quality, seasonal clothing throughout the year. We believe clothing can open the door to a better future by providing the confidence needed to ace a job interview, project a healthy self- image, or stay warm in inclement weather. During the last eight years, there has been an outpouring of support by way of community clothing donations. Yearly, we see the numbers of individuals served continue to increase. Grace's Closet is solely funded by community donations and operated by volunteers and two Urban League workers. Grace's Closet would not be able to keep the doors open without the continued support of our wonderful partners. Volunteer opportunities include sorting and organizing donated items, and/or assisting clients.

Month/Year	People Served	Total Items Distributed
Jul-19	689	2756
Aug-19	780	3120
Sep-19	760	2883
Oct-19	1099	4043
Nov-19	928	4010
Dec-19	782	3487
Jan-20	755	3414
Feb-20	783	3019
Mar-20	492	2214
Apr-20	12	93
May-20	14	132
Jun-20	37	276

Year to Date Totals 7131 29447

*Due to COVID-19 Grace's Closet closed on March 17, 2020 and remained closed for the duration of the 2020 Fiscal Year. However, we were still able to provide clothing to specific clients from agency referrals.

PUBLIC TRANSPORTATION

MISSION STATEMENT

To improve the quality of life for the residents of the Yadkin Valley through a coordinated, accessible, affordable and efficient transportation system.



YVEDDI Public Transportation is a regional transportation system providing a variety of transit services and programs to groups and individuals in Davie, Stokes, Surry, and Yadkin Counties.

Some of the types of trips provided are: congregate nutrition, special events, and youth activities. Contracted services are available for developmental and Head Start preschool transportation; trips for medical services; shopping for daily living supplies; and transportation to work. Services are available to people with transportation challenges, including the elderly and disabled, veterans, and others. We also operate a rural general public program for a small fee as funding and vehicles are available.

Vehicle Types

- Wheelchair Vans
- Mini Vans
- Light Transit Buses (20'-25')

Success Story

The Mobility Manager received a call from a young man who was in desperate need of transportation for his 98 year old mother. The man explained that he recently accepted a great job opportunity and would be moving a few states away. He had been trying to convince his mother to move with him but she refused saying, "she had dedicated her entire life to taking care of her family and now it was her turn to take care of herself, and she knew she could do it because she had taken such great care of him and that was why he turned out to be such a great man." Well how could a son argue with that? Now the son was determined to make sure that he had his mother set up with every available resource in the county.

The Mobility Manager was very impressed with his willingness to care for his mother and her determination to be independent, so the Mobility Manager gathered information about other resources offered through YVEDDI, such as the Senior Services Program. The Mobility Manager assisted them with the application for transportation services and worked with the mother to make sure she knew how to call in her trips and schedule her appointments, as well as planning for social activities in the community such as congregate nutrition programs and senior services.

While the son was still skeptical about leaving his mother alone he had no choice but to accept. The mother on the other hand was so excited to meet people and no longer feel as though she was a burden on her son and his family.

A few weeks later the mother and son called the Mobility Manager and thanked YVEDDI for all of the help and expressed that she really appreciated the courtesy and professionalism of the entire YVEDDI team. She really enjoyed the activities at the senior center and having meals with people her age. She continues to ride with YVEDDI and is proud to tell everyone that she takes care of herself

Rural Operating Assistance (ROAP) Trips

County	Funds Disbursed	Trips provided	Cost of funded trip
--------	-----------------	----------------	---------------------

Davie			
Elderly & Disabled	\$58,413.77	2213	\$26.40
Employment	\$2,197.30	104	\$21.13
Rural General Public	\$80,305.28	4362	\$18.41
Total	\$140,916.35		

Q4: No transfer
 \$31,259.18 Unspent carried over to FY21

Stokes			
Elderly & Disabled	\$145,206.32	2996	\$38.47
Employment	\$10.75	2	\$5.32
Rural General Public	\$9,061.68	279	\$32.48
Total	\$154,278.75		

Q4: \$73,539.49 transferred from RGP to EDTAP
 Q4: \$14,284.25 transferred from RGP to EDTAP
 \$20,020.42 Unspent carried over to FY21

Surry			
Elderly & Disabled	\$158,058.38	4,792	\$32.98
Employment	\$117.44	11	\$10.64
Rural General Public	\$73,562.10	(corrected 11-29-2021) 6,817	\$10.79
Total	\$231,737.32		

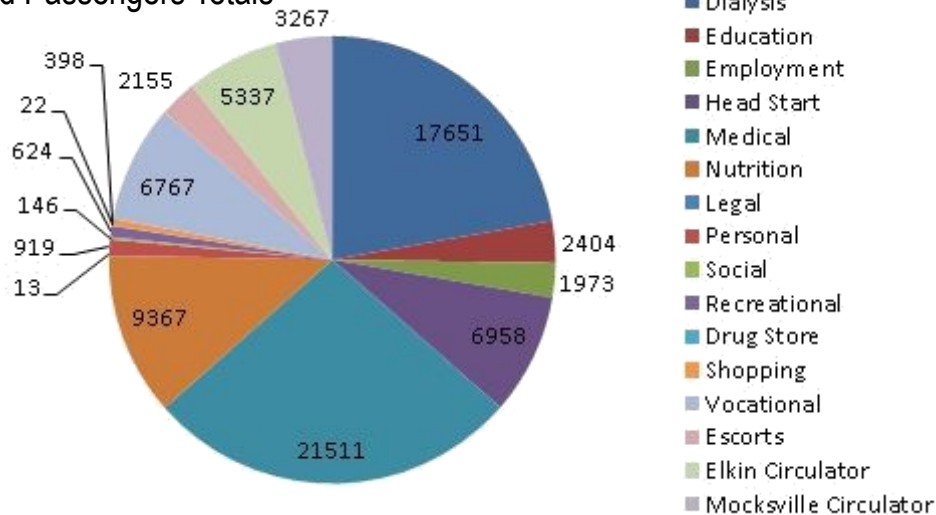
Q4: \$20,524.56 transferred from EMPL to EDTAP
 Q4: \$49,436.00 transferred from RGP to EDTAP
 \$10,191.29 Unspent carried over to FY21

Yadkin			
Elderly & Disabled	\$91,639.46	2,462	\$37.22
Employment	\$1,496.50	41	\$36.50
Rural General Public	\$34,944.55	991	\$35.26
Total	\$128,080.51		

Q4: \$10,173.50 transferred from EMPL to EDTAP
 Q4: \$25,000 transferred from RGP to EDTAP
 \$38,627.49 Unspent carried over to FY21

In addition to transfers, fares and donations may be included in the totals

Trip Purpose and Passengers Totals



WEATHERIZATION PROGRAM

MISSION STATEMENT

To provide home energy improvements using state standards that promote good health and energy efficiency.

Weatherization Assistance Program

The Weatherization Assistance Program, operated by Yadkin Valley Economic Development District, Inc. (YVEDDI), is designed to help low-income households, particularly the elderly and the disabled, overcome the high cost of energy, through the installation of weatherization or energy conservation measures.

The NC Department of Environmental Quality has designated funds to assist qualifying families and individuals to make their homes more energy efficient and to help reduce the cost of their utilities. Weatherization includes sealing air leaks, installing insulation and performing other measures that will reduce energy usage the home. Funds have also been set aside to form a program that assists qualifying households to repair or replace an existing heating system or to provide an adequate heating system where none exists.

To meet the financial requirements for this assistance, the gross household income for the last 12 months cannot exceed 200% of the Federal Poverty Index. The labor and materials for these services are free of charge to owner-occupied homes.

Success Story

If everyone in this world acted the way the YVEDDI crew did, we would have no problem with our joy and we would have some role models to follow. Excellent work. They went above and beyond.

Best regards,

Davie County resident



Weatherized Homes (FY 19-20)		
	Homes	People Assisted
Davie County	5	9
Rowan County	38	73
Stokes County	4	8
Surry County	17	33
Yadkin County	7	15
Total	71	138

Through the weatherization improvements and upgrades, these households save on average \$283 or more every year (National Evaluation)

Source: U.S. Department of Energy



*The Heating and Air Repair and Replacement Program (HARRP)
Repairs or replaces heating and cooling systems for low-income households.*

Heating and Air Repair/Replacement Program

The Heating and Air Repair/Replacement Program (HARRP) is another part of the Weatherization Program for low-income households. HARRP’s purpose is repair or replace heating systems that are functioning below the manufacturer’s standards or to install a new system where there is no adequate heat source. In Fiscal Year 2019-2020, **36** heating systems were repaired or replaced, making a difference in the lives of **72** people.

Low-income households carry a larger burden for energy costs, typically spending 16.3% of their total annual income versus 3.5% for other households (2014 ORNL study).

Often, they must cut back on healthcare, medicine, groceries, and childcare to pay their energy bills.

Source: U.S. Department of Energy

HARRP (FY19-20)		
	Homes	People Assisted
Davie County	1	1
Rowan County	27	53
Stokes County	4	2
Surry County	4	11
Yadkin County	3	5
Total	36	72



Success Story

Very thankful for the heating system. Without this help, I would not have been able to stay warm this winter. I want to thank the YVEDDI staff and the heating people on all they did for me. Very polite and helpful.

Thanks to all!

Blessings to all

Rowan County resident



Agency Financials

Fund Source	FY20	FY19
Operations and Fund Raising	\$3,151,402	\$4,042,562
FED	\$6,103,693	\$5,518,223
NC	\$1,773,109	\$1,699,912
Local Entities	\$437,948	\$457,878
In-kind	<u>\$568,330</u>	<u>\$334,359</u>
TOTAL INCOME	\$12,034,482	\$12,052,934



Together We Can...

Funding

AmeriCorps

Contract Revenues
Corporation for National and Community Service
County of Davie
County of Stokes
County of Surry
County of Yadkin

East Coast Migrant Head Start Project

Federal Transit Administration

Home and Community Care Block Grant for Older Adults

N.C. Pre-Kindergarten
N.C. Council for Women
N.C. Department of Crime Control/Governor's Crime Commission
N.C. Department of Health and Human Services
N.C. Department of Insurance
N.C. Department of Transportation
N.C. Division of Aging and Adult Services
N.C. Department of Environmental Quality

Occupant Agencies/Organizations

Partners Behavioral Health Management
Participant Contributions
Piedmont Triad Regional Council

Seniors' Health Insurance Information Program (SHIIP)
State of North Carolina

United Fund of Stokes County
United Fund of Surry County

User fees
U.S Department of Health and Human Services
- Administration for Children/Families
- USDA Childcare and Adult Food Program

Yadkin County United Fund
Yadkin Valley United Fund



"Restricted grants, fundraisers, and donations only support designated or specified projects or programs allowed by the contributor; resources cannot be disbursed or comingled with other projects or programs to offset any expenditures."



**Programs were operating on an Alternate Operations Model since
March 2019 due to the COVID-19 pandemic**

ANNUAL Report

YVEDDI District Office

533 N. Carolina Avenue ▪ Highway 601 N.

Boonville, NC 27011

Ph. (336) 367-7251 ▪ Fax (336) 367-3637

www.yveddi.com

