

NOVEMBER
2020

Recruitment

YVEDDI Head Start is still accepting application for the 2020-2021 school year! This year looks a little different than prior years with the current COVID-19 pandemic, we have the option to serve families in-person or remotely depending on the family's situation.

If you know of a family who has a child that turned 3 or 4 years old by August 31st, 2020 please let your local Family Advocate know.



Welcome Aboard!

Tara Brewer, Family Community
Partnership Supervisor

Marissa Harris, Family Advocate



Notice:

Due to the state health guidelines regarding COVID-19, Head Start has postponed the Parent Workshop until Spring 2021



INCLEMENT WEATHER

Please note that Head Start delays and closings due to inclement weather will follow their local school system unless otherwise contacted. *When Head Start is closed due to inclement weather, all Head Start activities are cancelled including Parent Meetings, Policy Council meetings and workshops.*

Program Mission

Educating children and
empowering families.

Holiday Schedule (Administrative Offices)

Noviembre 26 & 27
Thanksgiving Holiday

December 24, 25 & 28
Christmas Holiday

January 1
New Year's Day

January 18
MLK Jr. Day

YVEDDI Head Start Administrative Office

116 Baptist Church Road
Boonville, NC 27011

Ph. (336) 367-4993
Fax (336) 367-4997



Newsletter Editor:
Donna Rutledge, Communications
Specialist

Do you have a child with disabilities?



IDEA - the Individuals with Disabilities Education Act (p. L. 102 -119) was passed by Congress and requires that all states and territories provide a public school education to children with disabilities from ages 3 to 21, no matter how severe their disabilities are.

This law promises to children with disabilities a "free appropriate public education" at public expense, that their educational placement is based on an evaluation of each child's own special needs and that an Individualized Education Program (IEP) is planned for your child and states the services they will receive.

If you have a child with disabilities be sure they are receiving the special education they deserve. If you need further information, please call the Head Start Office at (336) 367-4993 and we will be glad to help.

Don't keep us a secret

Have you been
impacted due
to the
COVID-19
Pandemic?



We have received additional funding from the Federal Government CARES Act to help meet your needs.

We can assist
qualifying families for:

- ✓ Nutrition for families & pets
- ✓ Transportation
- ✓ Childcare
- ✓ Education and training
- ✓ Health care
- ✓ Employment
- ✓ Utilities

We Can Help!

Call today
for more information!

(336) 790-5206

*Anyone applying must meet 200% of the Federal Poverty Guidelines



YVEDDI...your local Community Action Agency serving Davie, Stokes, Surry and Yadkin counties



NCWorks Online is a one-stop online resource for job seekers and employers in North Carolina. Job seekers can search for jobs, create resumes, and find education and training. Visit the website today www.ncworks.gov or stop by one of the office locations listed below.

<p>Surry County NCWorks Career Center 541 West Pine Street Suite 300 Mount Airy, NC 27030</p>	<p>Phone: (336) 786-4169 Email: ncworks.6200@nccommerce.com</p> <p>Days/Hours of operation: Monday-Friday 8:00 AM-5:00 PM</p>
<p>Yadkin County Workforce Center 1001 College Dr. Yadkinville, NC 27055</p>	<p>Phone: (336) 386-3580 Email: ncworks.9000@nccommerce.com</p> <p>Days/Hours of operation: Monday 8:30 AM-5:00 PM</p>
<p>Davie County Workforce Center 1205 South Salisbury Street Room #115 Mocksville, NC 27028</p>	<p>Phone: (336) 934-3286 Email: ncworks.5800@nccommerce.com</p> <p>Days/Hours of operation: Tuesday 8:00 AM-12:00 PM Thursday 8:00 AM-5:00 PM Friday 8:00 AM-5:00 PM</p>
<p>Forsyth County-NCWorks Career Center 2701 University Parkway Winston Salem, NC 27105</p>	<p>Phone: (336) 464-0520 Email: ncworks.9800@nccommerce.com</p> <p>Days/Hours of operation: Monday-Friday 8:00 AM-5:00 PM</p>

FAMILY ENGAGEMENT AND SCHOOL READINESS

Research shows that when parents are doing well, their children are happier and more successful in school. To help families achieve success, we team each with a Family Advocate. Because each family has different strengths and needs, the support your advocate provides will vary to suit your needs. There are countless ways in which Family Advocates can be a resource. Some of them include:

- Helping you understand and complete paperwork
 - Connecting you to services and resources you need, such as food, housing, medical assistance, or counseling services
- Providing information and support to help you meet your goals for education, job skills, housing, etc.

Your Family Advocate is working with you to complete a Family Partnership Agreement. This is a plan you develop together that describes the goals set for your child and family, as well as the steps to meet your goals.

Center Arrival Time

Head Start arrival time is from 8:00 AM – 8:30 A.M. and no child will be accepted after 8:30 A.M. for any reason other than a doctor's appointment.

Please bring a doctor's note to ensure proper documentation of absence. If after the doctor's appointment your child cannot arrive by 10:30, you will need to make other arrangements for the day.

If your child has an appointment, you will need to inform the teacher the day before or by 8:30 the morning of so that lunch can be ordered for your child.



www.NC211.org

Need Help, But Don't Know Where To Turn?
DIAL 2-1-1

Free ▪ Confidential ▪ 24 Hours a Day ▪ Any Language

Your connection to:

- Basic Needs (food, clothing, shelter)
- Child Care Services
- Consumer Help
- Counseling
- Crisis Intervention
- Health Care
- Housing
- Senior Services
- Support Groups
- Volunteer Opportunities

E-Cigarette Facts

Electronic cigarettes (e-cigarettes or e-vaporizers) are battery-operated devices that people use to inhale nicotine or flavorings into the lungs. When you puff on it, the e-cigarette makes vapor from the liquid in the cartridge. You then inhale this vapor. People call this "vaping."



Some slang names for e-cigarettes are:

- e-cigs
- vapes
- vape pipes
- vape pens

Signs of Cigarettes Use

The nicotine in e-cigarettes can make you feel good. It can also raise your blood pressure. Your heart might beat faster. You might breathe faster. And it can make you not want to eat.

E-cigarettes don't smell like the smoke from cigarettes and might not have an odor. But the cartridges might have flavored liquid that can smell like fruit, mint, or candy. If you smell these scents and don't see any of these items around, it could be an e-cigarette.

Some e-cigarettes look like everyday items, like pens or USB drives. If you see someone holding these items a lot, you can take a closer look to see if they are actually e-cigarettes.

One important part of an e-cigarette is called the atomizer. This turns the liquid in the product into a vapor. After a while, these burn out. If you find an atomizer in the garbage, someone in your house might be using e-cigarettes.

Effects of E-Cigarettes on Brains and Bodies

Inhaling Chemicals

Some people think that because e-cigarettes don't use tobacco, they are not bad for you. But the vapor that goes into e-cigarettes and vaporizers can have chemicals that might hurt you. These chemicals can be very dangerous when they are inhaled. Researchers are studying the effects of these chemicals.

Health Problems for Babies

If a pregnant woman uses e-cigarettes that contain nicotine, her baby might be born too early or too small. Nicotine can cause health problems for the baby.

Health Problems for Teens

The teen years are important for brain growth. Your brain grows until you're about 25 years old. Therefore, using nicotine products in any form, including e-cigarettes, can change the way the brain grows.

Nicotine Poisoning

Nicotine poisoning often happens when young children chew nicotine gum or patches that people use to quit. Or they might swallow e-cigarette liquid that contains nicotine.

Signs of a nicotine poisoning are:

- having trouble breathing
- throwing up
- fainting
- Headache
- heart beating really fast or really slowly

If a child has any of these signs after eating or drinking nicotine, you should call 911 right away.

Addiction

You can become addicted to the nicotine in e-cigarettes just like other drugs. When you smoke e-cigarettes, the nicotine quickly

gives you a small rush of pleasure and energy. But it soon goes away. This makes you want to use e-cigarettes again and again throughout the day.

Over time, nicotine can change the way your brain works. If you stop using it, your body can get confused and you can start to feel really sick. This makes it hard to stop. This is called addiction.

People who are trying to stop nicotine use might:

- be cranky
- have problems paying attention
- have trouble sleeping
- eat more
- crave nicotine

Fortunately, there are many ways to quit using e-cigarettes. Some examples are:

- counseling
- nicotine replacement therapy, like chewing gum and patches
- medicines

Some people think that using e-cigarettes will help them quit smoking regular cigarettes, but there is no proof that e-cigarettes help people stop smoking. Also, studies have shown that teens who use e-cigarettes are likely to start smoking cigarettes in the future. The phone number 1-800-QUIT-NOW will connect you with people that can help you quit.



Photo by ©Shutterstock.com/[Pedro Bento](#)



YVEDDI Head Start held a Free Book Event for all ages on September 22, 2020 at the Stokes County Health Department at the Government Center



YVEDDI Head Start held two more Free Book Events, one in Yadkin County on October 1st. and one in Surry County on October 2nd

Firearm Safety for Parents and Caregivers

Did you know...

Guns are in more than one third of all U.S. households? They're a very real danger to children, whether you own one or not.

Of the 192 million firearms owned in the United States, 65 million are handguns? Research shows guns in homes are a serious risk to families.

A gun kept in the home is far more likely to kill someone known to the family than to kill or injure a household member than kill or injure an intruder?

A gun kept in the home triples the risk of homicide?

The risk of suicide is five times more likely if a gun is kept in the home?

Use these tips to ensure that you and the children in your care are safe from firearms:

Children should not have access to firearms.

Even if you don't own a gun, chances are your friends or neighbors do. That's why it's important to talk to kids about the potential dangers of guns, and what to do if they find one.

Gun owners should always store firearms (including BB or pellet guns) unloaded and locked up, out of reach of children. Ammunition should be locked in a separate location, also out of reach of children.

Quality safety devices, such as gun locks, lock boxes or gun safes, should be used for every gun kept in the home. Keep gun storage keys and lock combinations hidden in a separate location.

Parents should talk to children about the hazards of gun use.

Teach them never to touch or play with guns, and to tell an adult if they find a gun.

Check with neighbors, friends and relatives or adults in any other homes where children may visit to ensure they follow safe storage practices if firearms are in their homes.

Child Abuse Prevention Guidelines

Each day more than five children die as a result of abuse or neglect. On average, a child abuse report is made every 10 seconds for a total of approximately 3.3 million child abuse reports annually.

Childhelp has developed the following child abuse prevention guidelines to help keep your child, or a child you care for, from becoming a statistic.

- Never discipline your child when your anger is out of control.
- Participate in your child's activities and get to know your child's friends.
- Never leave your child unattended, especially in the car.
- Teach your child to use their voice to allow them to prevent abuse in their own life.
- Ask questions; for example, when your child tells you he or she doesn't want to be with someone, this could be a red flag.
- Listen to them and believe what they say.
- Be aware of changes in your child's behavior or attitude and inquire into it.
- Teach your child what to do if you and your child become separated while away from home.
- Teach your child the correct names of his/her private body parts.
- Be alert for any talk that reveals premature sexual understanding.
- Pay attention when someone shows greater than normal interest in your child.
- Make certain your child's school or day care center will release him/her only to you or someone you officially designate.

To learn more about child abuse prevention, call the Childhelp National Child Abuse Hotline at 1-800-4-A-CHILD® (1-800- 422-4453). The 24/7 hotline is staffed with professional counselors who offer information about child abuse prevention as well as crisis intervention, literature and referrals to thousands of emergency, social service and support resources.



Prevention of Shaken Baby Syndrome and Abusive Head Trauma

Belief Statement

We, YVEDDI Head Start, believe that preventing, recognizing, responding to, and reporting shaken baby syndrome and abusive head trauma (SBS/AHT) is an important function of keeping children safe, protecting their healthy development, providing quality child care, and educating families.

Background

SBS/AHT is the name given to a form of physical child abuse that occurs when an infant or small child is violently shaken and/or there is a trauma to the head. Shaking may last only a few seconds but can result in severe injury or even death. This policy has been developed and adopted in order to prevent SBS/AHT according to North Carolina Child Care rules and regulations.

Procedure/Practice

How to Recognize Signs and Symptoms:

Children will be observed for signs of abusive head trauma. Some signs and symptoms include: irritability and/or high pitched crying, difficulty staying awake/lethargy or loss of consciousness, difficulty breathing, inability to lift the head, seizures, lack of appetite, vomiting, bruises, poor feeding/sucking, lack of smiling or vocalization, and the inability of the eyes to track and/or decreased muscle tone. Bruises may be found on the upper arms, rib cage, or head resulting from gripping or from hitting the head.

How Staff will Respond:

If SBS/AHT is suspected, staff will:

1. Call **911** Immediately upon suspicion of SBS/AHT and inform the Director and/or On-Site Administrator.
2. Call the parents/guardians.
3. If the child has stopped breathing, trained staff will begin CPR.

How to Report/Local Resources:

Instances of suspected child maltreatment in child care are reported to Division of Child Development and Early Education (DCDEE) by calling 1-800-859-0829 or by emailing webmasterdcd@dhhs.nc.gov

Instances of suspected maltreatment in the home are reported to the county Department of Social Services.

Davie: (336) 753-6250

Stokes: (336) 593-2861

Surry: (336) 401-8800



Yadkin: (336) 679-4210



YVEDDI Head Start held a Free Book Event for all ages on September 23, 2020 at the Davie County Public Library



COVID-19 Exclusion Chart/Returning to Child Care

<p>Isolation and quarantine requirements listed below align with the NC Interim Guidance for Child Care Settings (6/15/2020): https://files.nc.gov/ncdhhs/documents/files/covid-19/NC-Interim-Guidance-for-Child-Care-Settings.pdf</p> <p>Child care facilities are required to conduct a Daily Health Screening of any person entering the building and not allow people to enter the facility if:</p> <ul style="list-style-type: none"> they have tested positive for COVID-19 they are showing the following COVID-19 symptoms (fever, chills, shortness of breath, difficulty breathing, new cough, or new loss of taste or smell) they have recently had close contact (within 6 feet, for 15 minutes or more) with a person with COVID-19. 		<p>Symptoms of possible COVID-19:</p> <ul style="list-style-type: none"> fever* chills* shortness of breath/difficulty breathing* new cough* new loss of taste or smell* fatigue muscle/body aches headache sore throat congestion or runny nose nausea or vomiting diarrhea <p>*Exclusion is REQUIRED for these symptoms For an up-to-date list of all possible symptoms, visit: www.cdc.gov/coronavirus/2019-ncov/symptoms-testing</p>
<p>QUARANTINE is to keep people who have been in close contact with a sick person away from others while they wait to see if they get sick. For COVID-19, the period of time it takes to know if you are going to become sick is 14 days.</p>		
<p>Question 1 of Daily Health Screening</p>	<p>Exclude?</p>	<p>Criteria to return to child care:</p>
<p>Has the person been in close contact in the last 14 days with someone diagnosed with COVID-19, or has any health department or health care provider advised the person to quarantine? (Close contact means within 6 feet for 15 min.)</p> 	<p>Yes</p>	<p>Person can return after completing at least 14 days of quarantine at home. They must complete the full 14 days of quarantine even if they test negative. However, if the person tests positive or develop symptoms themselves, then criteria for Isolation (below) applies.</p>
<p>ISOLATION is to keep people who are sick with COVID-19 away from others.</p>		
<p>Question(s) 2:</p>	<p>Exclude?</p>	<p>Criteria to return to child care:</p>
<p>Does the person entering the child care facility have symptoms* of COVID-19? (If the person has symptoms, they should go home, stay away from other people, and contact a health care provider.) --OR-- Has the person with symptoms been diagnosed with or tested positive for COVID-19?</p> 	<p>Yes</p>	<p>Person can return to the child care facility when they can answer yes to ALL three questions:</p> <ul style="list-style-type: none"> ✓ Has it been at least 10 days since the person first had symptoms? ✓ Has it been at least 3 days since the person had a fever (without using fever reducing medicine)? ✓ Has it been at least 3 days since the person's symptoms have improved, including cough and shortness of breath? <p>Once the criteria above are met, it is not necessary to require a negative COVID-19 test in order to return to child care.</p>
<p>Has the person been diagnosed with COVID-19 based on a positive test but never had symptoms?</p>	<p>Yes</p>	<p>Person can return to the child care facility once</p> <ul style="list-style-type: none"> ✓ 10 days passed since the date of their first positive test <p>However, if they have developed symptoms of COVID-19 since their positive test they must follow the criteria above.</p>
<p>Has the person been excluded because of COVID-19 symptoms but then tested negative for COVID-19?</p>	<p>→</p>	<p>Person can return to the child care facility once they can answer yes to both questions:</p> <ul style="list-style-type: none"> ✓ Has it been at least 24 hours since the person had a fever without the use of fever-reducing medicines? ✓ Has the person felt well for at least past 24 hours?

Required: Immediately inform your local health department if a person screens positive for symptoms of COVID-19 at child care or if there is a laboratory confirmed case of COVID-19 at the facility.

Mental Health in Children: Information for Parents and Caregivers

As a parent or caregiver, you want the best for your children or other dependents. You may be concerned or have questions about certain behaviors they exhibit and how to ensure they get help.

What to Look For

It is important to be aware of warning signs that your child may be struggling. You can play a critical role in knowing when your child may need help. Consult with a school counselor, school nurse, mental health provider, or another health care professional if your child shows one or more of the following behaviors:

- Feeling very sad or withdrawn for more than two weeks
- Seriously trying to harm or kill himself or herself, or making plans to do so
- Experiencing sudden overwhelming fear for no reason, sometimes with a racing heart or fast breathing
- Getting in many fights or wanting to hurt others
- Showing severe out-of-control behavior that can hurt oneself or others
- Not eating, throwing up, or using laxatives to make himself or herself lose weight
- Having intense worries or fears that get in the way of daily activities
- Experiencing extreme difficulty controlling behavior, putting himself or herself in physical danger or causing problems in school
- Using drugs or alcohol repeatedly
- Having severe mood swings that cause problems in relationships
- Showing drastic changes in behavior or personality

Because children often can't understand difficult situations on their own, you should pay particular attention if they experience:

- Loss of a loved one
- Divorce or separation of their parents
- Any major transition—new home, new school, etc.
- Traumatic life experiences, like living through a natural disaster
- Teasing or bullying
- Difficulties in school or with classmates

What to Do

If you are concerned your child's behaviors, it is important to get appropriate care. You should:

- Talk to your child's doctor, school nurse, or another health care provider and seek further information about the behaviors or symptoms that worry you

- Ask your child's primary care physician if your child needs further evaluation by a specialist with experience in child behavioral problems
- Ask if your child's specialist is experienced in treating the problems you are observing
- Talk to your medical provider about any medication and treatment plans

How to Talk About Mental Health

Do you need help starting a conversation with your child about mental health? Try leading with these questions. Make sure you actively listen to your child's response.

- Can you tell me more about what is happening? How you are feeling?
- Have you had feelings like this in the past?
- Sometimes you need to talk to an adult about your feelings. I'm here to listen. How can I help you feel better?
- Do you feel like you want to talk to someone else about your problem?
- I'm worried about your safety. Can you tell me if you have thoughts about harming yourself or others?

When talking about mental health problems with your child you should:

- Communicate in a straightforward manner
- Speak at a level that is appropriate to a child or adolescent's age and development level (preschool children need fewer details than teenagers)
- Discuss the topic when your child feels safe and comfortable
- Watch for reactions during the discussion and slow down or back up if your child becomes confused or looks upset
- Listen openly and let your child tell you about his or her feelings and worries

Get Help for Your Child

Seek immediate assistance if you think your child is in danger of harming themselves or others. You can call a crisis line or the National Suicide Prevention Line at 1-800-273-TALK (8255).

If your child is in need of community mental health services you can find help in your area.

YVEDDI Head Start Lockdown Procedures

A lockdown is implemented when a situation occurs that may be hazardous to health or is life threatening.

A lockdown is intended to limit access and hazards by controlling and managing staff and students in order to increase safety and reduce possible victimization. A lockdown may be called by school officials, law enforcement agencies, Head Start Administrative Staff, or other emergency responders. A lockdown may be called for a variety of reasons including: weapons, intruders, police activity in or around the school, contamination or hazardous materials, terrorist events, or even weather.

A lockdown means **no one** is allowed to enter the center and **no one** is allowed to exit the center. Children are not permitted to leave the school/classroom during a lockdown. Doors are locked and parents must follow the directions of school/Head Start personnel.

A Lockdown Includes:

- Teacher/Center Director calls the Police immediately and provides as much information as possible
- Fire evacuation alarms must not be sounded
- All doors, windows, and classrooms will be locked
- Blinds will be closed
- No one will be permitted to enter or leave the building.
- Lockdown will continue until the school/HS classroom receives an "all clear" signal from emergency or administrative personnel
- Students and teachers will remain in their classrooms
- Parents will not be allowed to pick up children from school/HS classroom
- Parents must not call the school/classroom as the phone must only be available to emergency personnel
- Emergency Safety Evacuation routes are posted with two exit routes from every location in the building



Classrooms will post a sign with a picture of a lock to notify parents that a lockdown is in process

WEATHERIZATION

The Department of Environmental Quality has designated funds to assist low-income families and individuals to have adequate heat in their homes and to reduce their utility costs by means of weatherization. The Heating Appliance Repair/Replacement Program (HARRP) can repair or replace a heating system that is functioning below the manufacturer's standards. Weatherization includes installing insulation, sealing air leaks, and performing measures that will reduce energy usage. To meet the financial requirements for assistance, the gross household income for the last 12 months cannot exceed 200% of the Federal Poverty Index. To find out more information, call (336) 367-3535.



DID YOU KNOW?

Showing up on time every day is important to your child's success and learning from preschool forward.

Missing 10 percent of preschool (one or two days every few weeks) can

- Make it harder to develop early reading skills.
- Make it harder to get ready for kindergarten and first grade
- Develop a poor attendance pattern that's hard to break.

High quality preschool programs have many benefits for your child. The routines your child develops in preschool will continue throughout school. You can make the most of preschool by encouraging your child to attend every day!

Perfect Attendance



October

*Started tracking perfect attendance in October since we were remote learning for all students in August- and September.

Boonville

Taylor King
Ryleigh Scott

Jack G. Koontz

Wesley Carlton
Zachary Denton

Jones I

Paulina Agabo
Josephine Lauchner-
Reneau
Sarai Rosario-Seda

Jones II

Brynn Taylor

Jones III

Chance Hicks
Ellie Taylor
Jax Taylor

Jonesville

Laelah Olague
Stacy Parker

London

Darcy Duggins
Paul Giesekeing
Makenzie Sizemore

Mount Olive

Joshua Kimball
Jeffery Moser III
Jacob St. Clair

Paynetown

Vanessa Bustamente
Aura Lipot

Red Hill Creek

Amahia Alvarez Correa
Jaxon Pack
Benjamin Wilmoth
Merriam Wilmoth

Sandy Ridge

Edvard Boggs
Jacob Henry
Lacey Henry
Dalinda Hernandez
Richard Rose

Surry

Andrea Cristobal-Loa
Julian Cruz-Moreno
June Justice

Yadkinville I

Jordan Lail
Damian Reyes
Benjamin Wiles

Yadkinville III

Aleksander Gonzalez
Kinsley Gregory
Joseph Perrusquia
Allison Quezada



FAMILY ENGAGEMENT

It is important for YVEDDI Head Start to create and promote an environment where parents and families feel respected, valued, and encouraged to become involved in their child's school experience. Our hope is that parents are truly partners and are involved in all aspects of the program. We encourage you to participate in activities held in their child's classroom.

Each Head Start Center has a Parent Committee that meets monthly for about an hour. This is an opportunity for parents of the center to get together and share ideas and concerns pertaining to their center and their community.

During Parent Committee meetings, we also provide trainings on topics that parents have suggested. These meetings are held the first two weeks of every month. Please check with your child's teacher for the specific times and dates. Your opinion and voice is very important and we hope to see you there.

We also provide opportunities for parents to develop leadership skills, as well as opportunities to advocate within the community. The Policy Council, which meets on a monthly basis, provides opportunities for parents to identify community needs and develop strategies to address those needs.

Parents from each centers' Parent Committees are elected to Policy Council and receive training to help them better understand their roles and responsibilities as members.

Policy Council is comprised of parents, staff, and community partners. Parents are elected into the officer positions of Chair, Vice-Chair and Secretary. It is this group's responsibility to oversee all components of the Head Start program including hiring of staff, program budgets, and program policies.

Parents are encouraged to volunteer in the program. Volunteer opportunities include reading to children, helping teachers with activities, and helping during mealtime. To honor volunteers in our program, we elect a Parent of the Year for our program each year. Our Parent of the Year receives the opportunity to attend the annual North Carolina Head Start Association conference.



Fall Festival Fun at Boonville... pumpkin pies, pumpkin patch and hay rides




Paynetown

Our children made the feathers yesterday.

Writing numbers in science. Making music with items in our classroom. They had a lot fun!



Jonesville Center
Mock election November 3, 2020



HAPPY
THANKSGIVING