



ANNUAL

— Report —

July 1, 2018 - June 30, 2019

Dedicated to Serving Our Communities

Estimated Population

Davie County 42,766

Rowan County 141,802

Stokes County 46,472

Surry County 73,232

Yadkin County 38,100

Source: ACCESSNC

Davie

Stokes

Surry

Yadkin

Rowan



Table of Contents

Agency Overview	1
Vision and Mission Statement	1
Board of Directors	1
Service Areas	2
Message from the Executive Director	3
Managerial Staff	4
Community Services Block Grant Program (CSBG)	5
Domestic Violence/Sexual Assault Program	7
Senior Services	10
Senior Centers	12
Retired Senior Volunteer Program	14
Head Start	15
Migrant Head Start	18
L. H. Jones Family Resource Center (JFRC)	21
Public Transportation	23
Weatherization Assistance Program	25
Financials	27
Funding	28

AGENCY OVERVIEW

Organized in 1965, the Yadkin Valley Economic Development District, Inc. (YVEDDI) is a private non-profit corporation designated as the local Community Action Agency which administers Human Services and Community Development Programs funded through Federal, and State, County Governments, United Way/Fund agencies, and other resources. Laws, regulations, and funds limit all services provided.

MISSION STATEMENT

Dedicated to improving the lives of individuals and families in Davie, Stokes, Surry, and Yadkin Counties through a variety of programs and partnerships to build stronger communities.

VISION STATEMENT

To empower people to lead more successful lives in the communities we serve.

Program participants must meet the Federal Poverty Index Guidelines, certain age criteria, or other guidelines.

Board of Directors

MICKEY CARTNER

Chairman

EDDIE HARRIS

Vice-Chairman

JIM BROWN

Treasurer

SYLVIA JESSUP

Secretary

DEBRA JESSUP

Parliamentarian

MIKE CROUSE

Chaplain

KELLY CRAINE

ANA FLORES-CORTEZ

WAYNE FRYE

MICHAEL HUNT

LARRY JOHNSON

MARK JONES

SHELBY KING

RICHARD LASKY

JO ANN LAYELL

MARY OLVERA

MARLANA RILEY

EDWARD STEVENS

REBECCA VANHOY

JIMMY WALKER

MARION WELBORN

SUSANNE WRIGHT

JAMIE YONTZ

(Current Data)

SERVICE AREAS

Serving Davie, Rowan, Stokes, Surry, and Yadkin Counties of North Carolina

YVEDDI Services by County

Program	Davie	Rowan	Stokes	Surry	Yadkin
Community Services (CSBG)	✓		✓	✓	✓
Domestic Violence/Sexual Assault			✓	✓	✓
Head Start and NC Pre-K	✓		✓	✓	✓
Migrant Head Start				✓	✓
Jones Family Resource Center				✓	
Senior Services:					
• Meals-on-Wheels				✓	✓
• Congregate Nutrition				✓	✓
• Medical Transportation	✓			✓	✓
• General Transportation	✓			✓	✓
• Legal Services			✓	✓	✓
• Senior Centers (5)				✓	✓
• Retired and Senior Volunteer Program (RSVP)				✓	✓
Public Transportation	✓		✓	✓	✓
Weatherization Program	✓	✓	✓	✓	✓

EXECUTIVE DIRECTOR

Kathy Payne



Dear Friends of YVEDDI:

We are pleased to present the 2018-19 Annual Report of the Yadkin Valley Economic Development District, Incorporated (YVEDDI). This report will showcase the work and outcomes achieved by a very dedicated staff under the leadership of a very engaged and supportive Board of Directors.

We remain committed to expand our resources however possible to meet the needs of our communities. Upon close of fiscal year June 30, 2019, we helped:

- 451 young children get a Head Start in preparation for Kindergarten,
- 2,191 victims of abuse get a new start,
- 19 people developed life skills and enhanced employability to earn a self-sustaining income and 23 are still progressing towards their goals,
- Modified 100 homes to keep 230 people warm in the winter and conserve energy,
- Jones Family Resource Center had 91,544 people in cumulative attendance,
- Promoted senior wellness to prolong independence by:
 - delivering 60,458 homebound meals,
 - served 22,898 congregate meals,
 - provided 14,594 medical and general transportation trips,
 - provided legal assistance to 176 seniors,
 - 4,602 attended 5 senior centers; providing 53,006 services,
 - 200 seniors volunteered 20,563 hours in their communities, and
- Made over 122,953 trips to transport people to school, work, or medical appointments to carry out essential daily living

YVEDDI will continue to strive for continuous improvements and service expansion opportunities to make the greatest impact possible on those who need services.

With deep appreciation, we recognize our funders, donors, volunteers, partners, religious organizations, groups, and individuals who are very important to our success. We must also acknowledge our children, families, seniors, and individuals who have embraced life-altering opportunities that make our communities stronger.

Honored to serve,

Kathy Payne, Executive Director

Managerial Staff



2nd Annual Car Show & Live Band fundraiser event held on April 27nd.

We raised approx. \$7,000.00!

All proceeds benefit the YVEDDI programs.

RHONDA BEAVERS

East Bend Senior Center Manager

REGINA CHAPPELL

CSBG Director

JEFF COCKERHAM

Public Transportation Director

TOMMY EADS

Weatherization Director

CHRIS FOWLER

Finance Director

CAROLYN GENTRY

Surry County Senior Center Manager

SANDRA JOHNSON

Yadkin Valley Senior Center Manager

BRISTOL MITCHEM

L. H. Jones Family Resource Center Manager

LORI MOORE

Yadkin County Senior Center Manager

LISA MARTIN-MONEY

Senior Services Director

JANET PHILLIPS

Human Resources Director

EMILY MAUCK

RSVP Manager

YOLANDA SAFFO

Migrant Head Start Coordinator

LINDA TRIVETTE

Domestic Violence/Sexual Assault Director

RHONDA WRENN

Head Start Director

(Current data)

COMMUNITY SERVICES PROGRAM (CSBG)

MISSION STATEMENT

To build self-sufficiency for under-resourced individuals and families through coaching, mentoring and community partnerships.

Community Services Block Grant was created by federal legislation to assist low income individuals and families in the early 1980's. It is a Self-Sufficiency Program which is designed to assist individuals/families in overcoming poverty to become self-reliant. We assist participants in gaining employment, obtaining a higher education, resume writing, learning good interview techniques, gaining employment, and learning how to empower themselves in the process of becoming self-reliant. Participants are required to take budgeting classes before services can be provided. Participants pursue goals such as employment, education, transportation, health, housing, and they participate in workshops that we provide. The workshop is called Getting Ahead and is part of the Bridges Out of Poverty curriculum.

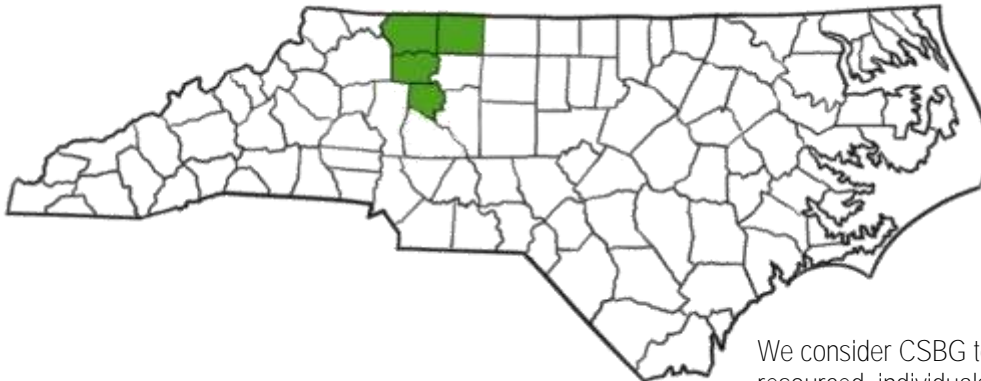
Who is living in deep poverty?

Persons in Poverty

- Davie County 12.2%
 - Stokes County 14.1%
 - Surry County 16.1%
 - Yadkin County 13.4%
- Source: ACCESSNC



The average Poverty Rate in North Carolina is 14.0%



We consider CSBG to be a bridge out of poverty. We work with under resourced individuals and families with services to assist them in creating a better future. Each participant's situation is different, but they must be willing and able to work, ready to take the steps to further their education or gain skills to procure a living wage job, set goals, and work closely with the Success Coach.

Our performance measures in the chart provided below shows that working together with our participants toward their goals produces results. Collaboration with other community partners is vital to the CSBG Program providing well rounded and comprehensive services to individuals in the communities we serve.

Outcome	Davie	Stokes	Surry	Yadkin	Totals
Rose above Poverty Level	3	2	11	3	19
Obtained Employment	1	2	5	0	8
Obtained Jobs with Medical Benefits	0	0	1	1	2
Completed educational training programs	2	0	7	1	10
Completed goal of standard housing	0	0	1	0	1
Emergency Assistance	3	0	13	4	20
Participants still progressing in the program	6	6	8	3	23



Success Story

*Emily has a Bachelor in Nursing from UNC Greensboro and worked as a nurse. Emily was diagnosed with a rare condition leaving her no choice but to step aside from a successful career. Emily enrolled in the CSBG program in the late spring of 2018. During her time recovering from injuries sustained in a car accident, as well as being diagnosed with a rare illness, her husband **abandoned her and her two young boys, which forced Emily to move to her parents' home.** Emily came to CSBG through a referral by our Head Start advocate. We developed a personalized Action Plan. The Success Coach reached out to various organizations, which assisted Emily to obtain her own housing, file for partial disability, obtain employment as a CNA instructor for a local community college, file for divorce, and obtain child support payments. Emily managed her **income, her divorce became final, her housing stable, Emily's health is being maintained, and the community college placed her as the lead instructor.** Emily thrived, moved forward and graduated successfully from CSBG in the Spring of 2019.*

When our Success Coach left her position in Stokes County, Emily applied for the position when it was posted. Emily interviewed and having done so well in the program proved to be the perfect candidate for the part time position that was offered. She was employed and worked several months as a Success Coach. Unfortunately, for us, but great for Emily, she proved to herself that she was ready for full time employment and obtained a job as Health Coordinator for Forsyth County. We are pleased that she has achieved success!

DOMESTIC VIOLENCE/ SEXUAL ASSAULT PROGRAM



MISSION STATEMENT

To provide safety, supportive services and advocacy for victims of domestic violence and sexual assault.

The YVEDDI Stokes, Surry, Yadkin Domestic Violence/Sexual Assault Program Services want to end the cycle of violence. The major focus of our services is to provide emergency services and assistance to those who have been victimized by domestic violence and sexual assault. In the fiscal year July 1, 2018--June 30, 2019, Stokes, Surry, and Yadkin DV/SA advocates provided direct services to 2,125 unduplicated individuals. Staff responded to 7,762 crisis calls, offered 168 peer support groups, and provided emergency transportation to 62 victims.

One of our top priorities is to raise awareness of Domestic Violence and Sexual Assault in our counties; otherwise, people do not know that these issues exist in our **communities, if people don't know where to turn for help the cycle will continue.** Awareness and education are the two strongest tools we have to make a better tomorrow for victims and potential victims. Stokes, Surry, and Yadkin DV/SA advocates provided community education and outreach to approximately 5,500 adults and youth last year. The program has increased efforts to strengthen collaboration between community partners in the rural area.

43.9% of North Carolina women and 19.3% of North Carolina men experience intimate partner physical violence, intimate partner sexual assault violence and/or intimate partner stalking in their lifetimes.
Source: www.ncadv.org

Domestic Violence Statistical Report July 1, 2018 – June 30, 2019			
	Stokes	Surry	Yadkin
Individuals Served	708	934	483
Gender of Individuals	436-Female 272-Male	607-Female 327-Male	324-Female 159-Male
Services Provided	Information-4001 Advocacy-3711 Referral-4787 Transportation-5 Counseling-1945 Court-1581	Information-5922 Advocacy-4948 Referral-6860 Transportation-41 Counseling-1283 Court-1544	Information-1572 Advocacy-841 Referral-1320 Transportation-16 Counseling-278 Court-1 Hospital-1
Community Education/ Training	116-Presentations	103-Presentations	99-Presentitions
Number of Support Groups	46	58	74
Shelter Services	29	0	8
Crisis /Hotline/Support Calls—24/7	4193	2440	1129
Volunteer Hours—donated	454.5	468.25	815

FACT

- **There were 54** Domestic Violence homicides in North Carolina during January-December 2018
- **There were 46** Domestic Violence homicides in North Carolina during January-December 2019

Source: North Carolina Coalition Against Domestic Violence



Sexual Assault Statistical Reporting July 1, 2018 – June 30, 2019

	Stokes	Surry	Yadkin
Individuals Served	13	19	34
Gender of Individuals	12-Female 1-Male	16-Female 3-Male	31-Female 3-Male
Services Provided	Information-38 Advocacy-40 Referral-85 Transportation-0 Counseling-23 Court-17	Information-110 Advocacy-123 Referral-325 Transportation-2 Counseling-73 Court-21	Information-227 Advocacy-142 Referral-189 Transportation-3 Counseling-63 Court-50
Type of Assault	Rape-3 Adult Survivor CSA-4 Child Sex Offense-4 Incest-1 Other-1	Rape-10 Adult Survivor CSA-1 Child Sex Offense-3 Incest-0 Other-4	Rape-11 Adult Survivor CSA-0 Child Sex Offense-8 Incest-0 Other-10
Offender Relationship	Relative-7 Acquaintance-3 Boy/Girlfriend-2 Stranger-1	Relative-7 Acquaintance-4 Boy/Girlfriend-7 Stranger-0 Unknown-1	Relative-14 Acquaintance-1 Boy/Girlfriend-10 Stranger-0
Shelter Services	0	0	0
Volunteer Hours— donated	454.5	285.75	726.5

North Carolina Statistic's

Most victims know their perpetrator
 28% of victims were assaulted by a relative
 28% of victims were assaulted by an acquaintance
 Only 7% of victims were assaulted by a stranger
 Source: NC Council for Women and Youth Involvement

189 Human Trafficking
 Victims were served in
 North Carolina


Source: NC Council for Women and Youth
 Involvement

Success Story

A young lady came into our office with a DSS caseworker requesting help with a Domestic Violence Protection Order. Abuse had been reported by her 7 year old son to his school counselor, who called DSS. The mother had been to our office several times in the past for hours discussing her home life and that she was **making preparations to leave her children's father, but was too scared. She stated she thought the counselor calling DSS was the best way for it to be reported. She was walking away from everything she had built with the children's father in the past 7 years and start fresh.** Over the course of the 7 years, she had been through severe physical, emotional, verbal and financial abuse. Our staff took notice of obvious side effects of high levels of stress that caused hives she was scratching deep **into her skin on her arms, stuttering, she couldn't focus and she had severe anxiety.** Her abuser made her think she would have a mental breakdown. She stated he got her addicted to prescription medication and she began abusing it due to the abuse. Staff started helping her with the paperwork for the protection order. We found her a shelter as close by as possible and told her she would have to come back Monday to go before the Judge. The Magistrate granted her Ex Parte for the weekend and the DSS caseworker took her along with law enforcement to retrieve a few of their belongings. During the process of her ongoing case, we have gone to court with her. We have given her food and gas cards to help her and the children and have made the appropriate referrals to seek additional services. Since living in the shelter, she has enrolled her two small children in elementary and preschool and she has gotten a full time job along with a part time seasonal job. She is in the process of finding a home that she can afford and a reliable vehicle. Our staff has told her we are here for her and the children. Our staff has seen the biggest difference **in this young lady's life from the first time she came into our office. Since leaving her abuser, she always has a smile on her face and something positive to say, she praises our office staff every time she sees us or talks to us.** We have a special bond with this client because she has never given up and pressed forward for her and her children. We are very thankful to have met her and hope to keep in contact with her.



1 in 4 men have experienced some form of physical violence by an intimate partner.



1 out of 3 women have experienced some form of physical violence by an intimate partner.

Includes: Meals on Wheels, Congregate Nutrition, Legal Services, Medical and General Transportation, Senior Centers (5), and Retired & Senior Volunteer Program (RSVP)

MILLIONS OF VOLUNTEERS enable **220 MILLION MEALS** to be delivered to **2.4 MILLION SENIORS** each year

MISSION STATEMENT

To improve and maintain independent wellness for the senior community through advocacy, nutrition, volunteerism and vigorous programming to promote healthy minds, bodies and spirits.



Homebound Meals		
	Total Meals	Seniors Served
Yadkin County	25,643	79
Surry County	34,815	124

Congregate Meals		
	Total Meals	Seniors Served
Yadkin County	13,164	119
Surry County	9,734	113



2019 Dragon Slayers 5k/10k for YVEDDI Meals on Wheels

March 30, 2019

More than 70 runners showed up to support Meals on Wheels, and with the sponsorships of this event, more than \$10,000 was raised to help feed Surry County's homebound seniors.

We will be able to purchase more than 2,700 meals with the proceeds from this event!

From a volunteer driver for Meals on Wheels:

My husband and I were blessed to be able to deliver Meals on Wheels for a while. It really was an eye-opening blessing to see the recipient's gratitude, their smiles, and to hear sweet comments like, "Honey, you take care of yourself," and to receive heartfelt hugs! I knew too often that I would possibly be the only person they would have a conversation with that day, so I would go into their homes wanting to brighten their day and I would leave with a smile on my face, sometimes a lump in my throat, but always uplifted, knowing I could face my daily trials. YVEDDI run's a fine program and your love and care shine through and improve the quality of life for so many in our communities. May God continue to bless this program.

From a family member: You guys made my grandfather's last days a lot brighter. He was blind, but every day he would go to the kitchen table and be sitting there waiting. He was never disappointed and he looked forward to that short little visit every day. He would always share with us who brought his meal and what all they had to say. Thank you all for that and all that you do!

Persons 65 years and older (estimate)

Davie County 19.3%
 Stokes County 19.3%
 Surry County 19.2%
 Yadkin County 18.7%

Source: ACCESSNC



Our Nation's Senior Population Is Growing Exponentially


 1 in 5 Americans is
 60 or older



With 12,000 more
 turning 60 each day

79
 Years

Average life
 expectancy
 today

The population is set to reach 118M by 2060— more than double the number in 2010

Leaving more and more Americans at risk of hunger and isolation

Source: www.mealsonwheelsamerica.org/facts

Legal Services

	Units	Seniors Served
Stokes County	51	30
Surry County	93	54
Yadkin County	32	17
TOTAL	176	101

General Transportation

	Units	Seniors Served
Davie County	6,222	33
Surry County	5,157	38
Yadkin County	684	62
TOTAL	12,063	133

Medical Transportation

	Units	Seniors Served
Davie County	1,410	8
Surry County	816	5
Yadkin County	305	1
TOTAL	2,531	14

Senior Services Deputy Director, Tom Beckom was conducting a home visit assessment for a general transportation client. This particular client has no transportation, and lives in an apartment complex. She rides a YVEDDI van on an OAA nutrition route to attend a senior center and participate in congregate meals.

The client told Tom that it was a blessing to have the update today. Tom made her feel better. She was feeling depressed. She has been sick and not able to attend recently. She is grateful for her apartment but the others who live there are "blah." She has been thinking, "Is this it? Is this all there is to my life? I'm not ready for this to be it."

"You've made me feel better today by making me feel like I can be a part of something and that I can contribute suggestions and not be made to feel inadequate."



9 OUT OF 10 RECIPIENTS
 say Meals on Wheels helps
 them feel more secure

Source: www.mealsonwheelsamerica.org/facts

United States Statistics

79% of home-delivered meal recipients are 75 or older	
69% are women	15% are veterans
59% live alone	25% live in rural areas
35% live in poverty	28% are a racial and/or ethnic minority
46% self-report fair or poor health	82% take 3+ medications daily

Source: www.mealsonwheelsamerica.org/facts

For the 59% of recipients who live alone, the person delivering the meal is often the only person they will see that day.

Source: www.mealsonwheelsamerica.org/facts

Meals on Wheels can serve a senior for an entire year for the same cost as just one day in a hospital or 10 days in a nursing home.

Source: www.mealsonwheelsamerica.org/facts

MISSION STATEMENT

To improve and maintain independent wellness for the senior community through advocacy, nutrition, volunteerism and vigorous programming to promote healthy minds, bodies and spirits.

The Senior Centers provide services to help keep seniors active and healthy so they are able to maintain their independence in their own home as long as possible.



Typical activities provided at YVEDDI Senior Centers include:

- Nutrition Programs
- Information and Referral Assistance
- Health, Fitness, and Wellness Programs
- Transportation Services
- Public Benefits Counseling
- Employment Assistance
- Volunteer and Civic Engagement Opportunities
- Social and Recreational Activities
- Educational and Arts Programs
- Intergenerational Programs

Senior centers are a place for seniors to come for nutrition, fun, fellowship, and most importantly, to combat social isolation and loneliness. Many senior center participants are widows and widowers.

	Services Provided	Participants (Unduplicated)
East Bend Senior Center	11,097	694
Yadkin County Senior Center	15,562	1,161
Yadkin Valley Senior Center	14,172	660
Surry County Senior Center	8,260	1585
Pilot Mountain Senior Center	3,915	502
TOTAL	53,006	4602

Impact in the Community

- The Senior Centers provided a combined 53,006 services to seniors age 50+.

Some of those services include Matter of Balance classes, new exercise equipment, exercise classes at no charge to the seniors, day trips, Senior Games, art classes and outreach events in the community that reach more than 200+ people at a time.

*One day, after lunch, senior center attendees were talking. **They weren't ready to go home***

Some were crocheting, some were at the puzzle table, and they were all talking about the activities we have going on at the center. Mrs. W. said that before she started coming here she would get up around 9 each morning, put her housecoat on over her nightgown, and at night she'd take her housecoat off and go to bed. She said now she tells everyone they need to come to the center. She looks forward to getting up each morning, getting dressed, and coming to the center. She comes most everyday now, and on Wednesday nights her children all call her to see if she won at bingo. She is so glad she started coming to the center.

Today's senior centers are reinventing themselves to meet the needs and desires of the aging baby boom generation. Boomers now constitute more than two-thirds of the 50+ population. Senior centers are developing new programs and opportunities for this dynamic generation of older adults.

Source: National Council on Aging

Ageing In North Carolina...

In the next two decades, our 65 and over population will increase from 1.6 to 2.6 million, a projected growth of 64%. The projected growth among the age groups 65-74 (38%), 75-84 (100%) and 85+ (111%) indicates that as the baby boomers continue to age, there will be an increased proportion of older adults in the state creating challenges for long-term services and supports.

Source: NCDHHS: Division of Aging & Adult Services



STATISTICS

Nearly 11,000 senior centers serve 1 million older adults aged 50+ every day.

Approximately 70% of senior center participants are women; half of them live alone. Three-quarters visit their center one to three times per week and spend an average of 3.3 hours per visit.

The average age of participants is 75.

Research shows that compared with their peers, senior center participants have higher levels of health, social interaction, and life satisfaction.

Senior hunger and nutrition are significant issues in the U.S., with more than 10 million older Americans at risk of hunger and about 10% of adults experiencing malnutrition.

Source: National Council on Aging

IMPACT

Research shows that older adults who participate in senior center programs can learn to manage and delay the onset of chronic disease and experience measurable improvements in their physical, social, spiritual, emotional, mental, and economic well-being.

Source: National Council on Aging

Did you know?

- **All YVEDDI nutrition sites are inspected and graded by the local health departments, just like a restaurant? All sites maintain a Grade A.**
- **YVEDDI-Senior Services successfully completed the 2019 Operation Fan Heat Relief Program in Yadkin county.** 13 fans were purchased and distributed to seniors in Yadkin County with grant funding from Duke Energy, Dominion Resources, and Valassis.
- **YVEDDI-Senior Services successfully completed the 2019 N.C. Senior Farmer's Market Nutrition Program, distributing 1,000 vouchers, worth \$3 each, to seniors in Surry and Yadkin counties.** The program requires each eligible senior to receive 8 vouchers. This enabled 125 seniors to purchase \$24 worth of fresh produce each at **farmer's markets, thereby enhancing their access to fresh, nutritious locally-sourced produce; adding \$3,000 into the local economy.**
- **YVEDDI-Senior Services staff successfully conducted fundraisers that added more than \$25,000 in additional funding to senior programs.**
- **YVEDDI-Senior Services volunteers contributed 16,372 hours of volunteerism to delivering meals and assisting site managers with serving congregate meals.** This is a value of \$416,340! (Based on the Federal 2019 rate at \$25.43/hour from independent sector org.)
- **Recent grantor monitoring concluded with only one (1) finding, out of hundreds of compliance measures.**

RETIRED SENIOR VOLUNTEER PROGRAM (RSVP)

RSVP is one of the largest volunteer networks in the nation for people ages 55 and older. The RSVP Program gives seniors an opportunity to use their talents and the skills they've learned over the years and even develop new ones while serving in a variety of volunteer activities within their communities.

Estimated National Value of Each Volunteer Hour

\$25.43 per hour

Volunteer Stations Include:

- Senior Centers
- Meals-on-Wheels Drivers
- Red Cross
- Yadkin Christian Ministries
- Foothills Food Pantry
- Surry County Schools
- Surry Baptist Association
- Lyn's Medical Loan Closet**
- Grace's Closet**
- Trinity Episcopal Church & Food Pantry
- Mount Airy Museum of Regional History
- Mount Airy Public Library
- Mountain Valley Hospice

Trends and Highlights Overview

2,810,233 volunteers contribute 265.3 million hours of service
 35.1% of residents volunteer, ranking them 19th among states
 Volunteer service worth an estimated \$6.4 billion
 97.3% of residents regularly talk or spend time with friends and family
 53.7% of residents do favors for neighbors
 24.9% of residents do something positive for the neighborhood
 32.2% of residents participate in local groups or organizations
 54.7% of residents donate \$25 or more to charity
 Source: Corp. for National & Community Service

Surry County		Yadkin County	
Volunteer Hours	10,584	Volunteer Hours	9,979
Volunteers	102	Volunteers	98
Stations	14	Stations	9



One of our volunteers, a retired educator, has been working with a child several days each week on reading. The child began the school year unable to read and through the help of tutoring from the RSVP volunteer, he is now reading.

The volunteer recognized that the child could not read, and has worked with him until he achieved his reading goal.

RSVP recruits, places, and supports older citizens in humanitarian pursuits affecting measurable improvements in community life in Surry, and Yadkin Counties.

HEAD START

MISSION STATEMENT

Educating children and empowering families.

In 22 classrooms and 15 sites, Head Start serves 385 children ages 3-5 years to prepare them for Kindergarten and works with families to promote self-sufficiency. Comprehensive services are provided to include child medical and dental services, individualized family services and transportation, as feasible.

Operational hours are 8:00 AM – 2:30 PM, Monday through Friday. All services are free for families who qualify.

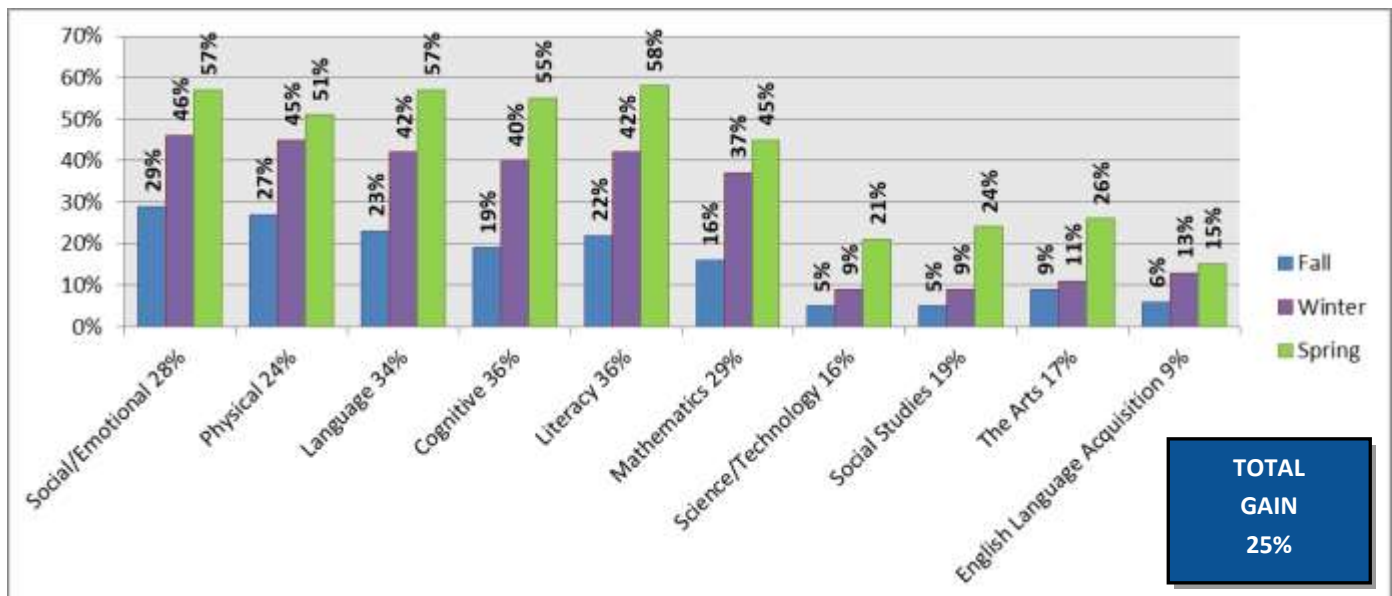
Number of children served by county: Davie-52, Stokes-66, Surry-177, Yadkin-90

Revenue		Expenditures	
Federal - \$2,490,369.00		Federal - \$2,490,369.00	
NC Pre-K - \$525,000		NC Pre-K - \$525,000	
County/Local Funds - \$30,728		County/Local Funds - \$30,728	
Food Program - \$300,000		Food Program - \$300,000	
Proposed Budget for 2019-2020			
Federal - \$2,636,392		NC Pre-K - \$525,000	
County/Local Funds - \$20,500		Food Program - \$300,000	

County and NC Pre-K funds are used toward the required non-federal match

CHILD OUTCOMES

Three times per year we assess and report on each child's progress in the Head Start program. In summary, our goal is to find out what the children already know and use our assessment to help them become "School Ready". By having a detailed outcomes plan and implementing each part, we are able to form a strategy for each child's development process.



SCHOOL READINESS INITIATIVE

In order to ensure school readiness for children, YVEDDI Head Start developed a School Readiness Committee.

The following statement is the Mission Statement of the committee:

YVEDDI Head Start will establish and carry out program goals for school readiness in accordance with the Head Start Child Outcomes Framework. The goals will be shared throughout all components of the program, with Head Start parents and our LEAs in order to ensure school readiness success for all Head Start children and their families.

YVEDDI HEAD START READINESS PLAN OVERVIEW

YVEDDI Head Start has aligned our readiness goals with the North Carolina Foundations for Early Learning and Development and Teaching Strategies Gold Objectives for Development and Learning – Birth through Kindergarten Assessment Tool. (Early Learning Strategies for NC Preschoolers and Strategies for Guiding Their Success).

North Carolina Foundations describes goals for all children's development and learning, no matter what program they are served in, the language they speak, disability they may have, or their family circumstances. Foundations and Teaching Strategies Gold provide age-appropriate goals for our children and address the domains of learning that we measure through our ongoing assessments.

Data to support the achievement of the goals will be aggregated and analyzed after each child assessment checkpoint, in accordance with our Outcomes Plan. Checkpoints are conducted three times during the academic year. We will use the data gathered to determine our progress towards meeting our Federal Grant Goals, to inform parents and the community of the outcomes and use the information to make the necessary program improvements to curriculum, teaching and instructional strategies, professional development, and program design and to assist with other program decisions.

The school readiness goals are created in conjunction with parents and we will **determine each child's progress in the following domains; approaches to play and learning, emotional; and social development, health and physical development, language development and communication, cognitive development, as well as supporting dual language learners.** We will also use the gathered assessment data to individualize services and teaching to best support each child.

YVEDDI Head Start will share our collected school readiness information with the public schools as part of our transition packet for each child. The information will **be delivered to the schools and forwarded to the child's kindergarten teacher.**

(The full school readiness plan is available upon request.)



409 Children Served

Families	
Funded Enrollment	385
Number Served	409
Avg. Monthly Enrollment	90.04%

Type of Eligibility	
Below 100% Poverty	72%
100-130% Poverty	16%
Above Income	8%
Public Assistance	2%
Homeless	2%

Parent Involvement Activities	
Program Volunteers	482
Parent Meetings	187
Policy Council Meetings	10
Agency Board Member	1
Parent Educational Workshops	69 parents (18% attendance)
Curriculum Planning Participation	100%

Health Services	
Received medical exams	100%
Received dental exams	97%
Medical home at end of enrollment	100%
Dental home at end of enrollment	95%
Received preventive dental care	90%
Referred children who received Mental Health Services	54%

Teacher Education	
Advanced Degree	9%
Baccalaureate Degree	72%
Associate Degree	19%
Assistant Teacher Education	
Baccalaureate Degree	5%
Associate Degree	71%

Results of the Most Recent Review by the Secretary

During the 2017-2018 school year, the program underwent two intense reviews from the Administration for Children and Families, a federal agency operated by the Department of Health and Human Services, its primary funding source. The reviews specifically monitored Environmental Health and Safety, School Readiness and the overall delivery of child services. Both reviews resulted in 100% compliance with the 1700+ Federal Performance Standards. In January 2018, the program had a CLASS review. Our scores were 5.9861 out of a possible 7.0 in Emotional Support, 5.5093 out of possible 7.0 in Classroom Organization and 3.1852 out of a possible 7.0 in Instructional Support.

Results of the Financial Audit

There were no non-compliance determinations found on the YVEDDI 2018-2019 Fiscal Year Audit.

Enrollment Information

YVEDDI Head Start is continually accepting applications for the enrollment of three- and four-year old income-eligible children and their families in Davie, Stokes, Surry and Yadkin Counties. For more information, please contact the Head Start Administrative Office at (336) 367-4993.

MIGRANT HEAD START

MISSION STATEMENT

Strengthen the growth and development of each child and their family, by respecting their culture, confidentiality and together sharing decision-making for the well-being of our families

Funding for our program comes from East Coast Migrant Head Start Project. Our starting budget for the FY 2019 Period covering November 1, 2018- October 31, 2019 was \$416,969. Our Federal proposed budget that will continue through November 2020 is \$412,673.

Revenue	Expenditures
Federal- \$424,245 (inclusive of COLA @ 1.77%) Food Program- \$14,138	Federal- \$424,245 Food Program- \$14,138
Required Non-Federal Match- \$47,138	
Proposed Budget for 2019-2020	
Federal- \$412,673 (PA 23- \$406,793 + PA 20- \$5,880) Food Program- \$14,138 Required Non-Federal Match- \$45,853	

Families	
Funded Enrollment	41
Number of Children Served	42
Disabilities Children Served	5
Number of Children Who Left Prior to End of the Season	8
Number of Families Served	29
Below Federal Poverty Guidelines	100%
Average Monthly Enrollment	85.92%
Total Number of Migrant Children Served	5
Number of Migrant Children served in Yadkin Co.	5
Number of Children Migrant Children Served in Surry Co.	0
Total Number of Seasonal Children Served	37
Number of Seasonal Children Served in Yadkin Co.	24
Number of Seasonal Children Served in Surry Co.	13



Transportation was provided for 42 children this season

School Readiness Initiative

In order to ensure school readiness for children, YVEDDI Migrant Head Start developed a School Readiness Committee. The committee member's work together to provide specific details and information on activities related to school readiness. The committee includes perspectives from the local LEA's, the YVEDDI Regional Head Start Program, program management staff, parents of enrolled children, and members of the program's Parent Policy Committee.

YVEDDI Migrant Head Start School Readiness Plan Overview

YVEDDI Migrant Head Start has aligned our school readiness goals with the Foundations (Early Learning Strategies for NC Preschoolers and Strategies for Guiding Their Success).

These goals are believed to be age-appropriate for our children and address the domains of learning that we measure through our ongoing assessments.

Data to support the achievement of the goals will be aggregated and analyzed after each child assessment is completed. Assessments are conducted periodically throughout the season for the enrolled children from birth to 5 years of age. The data gathered is used to determine progress made towards meeting our goals, informing parents and the community of the results, and to guide any necessary program improvements to curriculum, teaching, instructional strategies, professional development, program design, and to assist with other program decisions.

The school readiness goals are shared with parents and center staff will determine each child's progress in language and literacy, cognition and general knowledge, approaches to learning, physical well-being and motor development, and social and emotional development. All assessment data gathered will be used to individualize services and teaching to provide the best support to each child.

YVEDDI Migrant Head Start will share collected school readiness information with the public schools as part of our transition packet for the pre-school age children transitioning into kindergarten.

(The full school readiness plan is available for review upon request.)

Age of Enrolled Children	
6 weeks - 12 months of age	5
1 Year olds	10
2 year olds	7
3 year olds	11
4 year olds	5
5 year olds	4

Health Services	
Received medical exams	100%
Received dental exams	93%
Medical home at the end of enrollment	100%
Dental home at the end of enrollment	100%
Received preventive dental care	95%
Received mental health assessment	100%

Teacher Education	
Baccalaureate Degree	4
Associates Degree	5
CDA	1

Parent Involvement Activities	
Program Volunteers	48 Volunteers @ 1871 hours
Parent Meetings	4
Policy Committee Meetings	4
Agency Board Member	1
Agency ECMHSP Policy Council Member	1

Child Outcomes

The YVEDDI Migrant Head Start Program assesses each child's development three times per season. Data from the assessments is used to generate reports for parents so that they may work with the children at home as their primary educator. Data is also used to guide teaching staff with lesson planning so that children are provided optimal individual learning opportunities. Our goal is to identify and track the development of each child in order to help them become "school ready". Our program has a detailed outcomes plan which allows us to form a strategy for each child's development.

Infant overall gains were 5.92%

Toddler overall gains were 1.81%

Preschool overall gains were 4.95%

Center Information	
Facility Location	113 Maple Street, Boonville, NC 27011
Phone Number	336-367-3450
Service Area	Surry and Yadkin Counties
NCDCDEE Rated License	3 Stars
Operating Season	June through October (seasonally @ 17 weeks)

Transportation was provided for 42 children this season

Federal Monitoring Event conducted-8/8/16 to 8/12/2016
Comprehensive Services & School Readiness

ECERS Monitoring Event conducted-8/15/2019

ITERS Monitoring Event conducted-8/13/2019

ECMHSP Monitoring Event conducted-8/6/2019-8/7/2019 & 9/9/2019-9/10/2019
Results Available upon request

Results of the Financial Audit

There were no non-compliance determinations found on the YVEDDI 2019 Fiscal Year Audit.



L.H. JONES FAMILY RESOURCE CENTER



Program Description/Purpose: YVEDDI's Jones Family Resource Center (JFRC) is a multi-purpose center which addresses various needs of the community. Programs are offered regularly to promote health and wellness, education, recreation, socialization and volunteerism.

The Jones Family Resource Center coordinates and partners with numerous local agencies, colleges, schools, businesses and individuals to offer a variety of services and opportunities that appeal to the interests and needs of the community.

The center is open Monday through Friday from 8:00 a.m. to 4:30 p.m. and has extended operating hours (evenings/weekends) for programs that are sponsored by JFRC occupants. The center is closed on holidays and weekends.

The Jones Family Resource Center is administered by the Yadkin Valley Economic Development District, Inc.

The Center has two budgets:

- 1) Facilities – **Funded through the occupants' cost-sharing** fees.
- 2) Operations - Funded by the County of Surry, fundraisers, community use fees, and general contributions.

Service Statistics:
Total services provided:

91,544

Current Occupants:

- Auxiliary and Faith Deliverance for Jesus #2
- Disable American Veteran's (DAV)
- Faith Deliverance for Jesus
- J.J. Jones Alumni Association
- Lyn's Medical Loan Closet
- NexGen
- Yokefellow Christian Ministries
- YVEDDI Grace's Closet
- YVEDDI Community Services Block Grant Program
- YVEDDI Head Start & NCPK
- YVEDDI Senior Services Program
- YVEDDI Senior Center
- YVEDDI Congregate Nutrition Site & Meals on Wheels
- YVEDDI Retired and Senior Volunteer Program

MISSION STATEMENT

To make a difference for local individuals and families through programs that address their various needs.

Fundraiser Outcomes



- Annual Bingo Bash fundraiser was held on April 26th, 2019 and raised \$3001.
- Hot Dog Luncheon fundraiser was held on February 19, 2019 and raised \$505.
- Chili's Restaurant Give Back fundraiser was held on December 11, 2019 and raised \$90.
- Pictures with Santa Fundraiser was held on December 1, 2019 and raised \$158.
- Hot Dog Luncheon Fundraiser was held on September 18, 2018 and raised \$485.
- Grace's Closet Belk Charity Days events raised \$165.

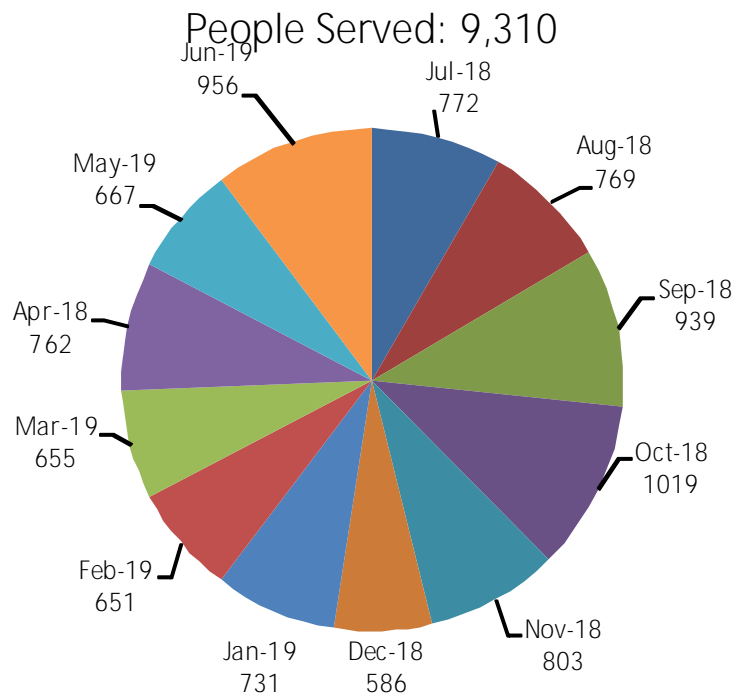
Other Important Information

- The JFRC began sponsoring a new support group in October 2018. Parents of Addicted Loved Ones helps provide hope through education and support for families of adult children dealing with substance addiction.
- Two new programs now call the JFRC home. The Disabled American Veterans and it's Auxiliary and Faith Deliverance for Jesus #2 relocated to the JFRC in October 2019.
- The JFRC continues to receive in-kind labor through the Urban League program. Three employees stationed at the JFRC work 20 hours per week. They are employed and paid through the Urban League.
- A local church provides two volunteers 3-4 hours a week that help with numerous activities and projects.
- The JFRC was the recipient of a number of in-kind projects from the County of Surry. This saved a substantial amount of money on labor and materials.



Grace's Closet...a Free Community Clothes Closet

Grace's Closet is a free community clothes closet and is located at the L.H. Jones Family Resource Center. It is operated and managed by Yadkin Valley Economic Development District, Inc. (YVEDDI). Grace's Closet is solely funded by community donations and operated by volunteers and one Urban League worker. Grace's Closet would not be able to keep the doors open without our wonderful partners. Yearly, we see the numbers of individuals served continue to grow. We project that the need will only increase during the upcoming year. Below is the monthly/yearly statistics of the services that were provided during the past year.



PUBLIC TRANSPORTATION

YVEDDI Public Transportation is a regional transportation system providing a variety of transit services and programs to groups and individuals in Davie, Stokes, Surry, and Yadkin Counties.

Some of the types of trips provided are: congregate nutrition, special events, and youth activities. Contracted services are available for elementary, developmental and preschool transportation; trips for medical services; shopping for daily living supplies; and transportation to work. Services are available to people with transportation challenges, including the elderly and disabled, veterans, and others. We also operate a rural general public program for a small fee as funding and vehicles are available.



Vehicle Types

- Wheelchair Vans
- Mini Vans
- Light Transit Buses (20'-25')

MISSION STATEMENT

To improve the quality of life for the residents of the Yadkin Valley through a coordinated, accessible, affordable and efficient transportation system.

Success Story

*While travel training a group of new clients on the newest Circulator route a frequent passenger expressed her appreciation for **YVEDDI's Transportation services and their continuous improvements to assist people in the community.** She was so grateful for the Circulator and the opportunities that it opened up for her. She now has a full-time job, can run errands regularly throughout the week, and is able to get routine medical attention, which she could not do before because of not having adequate transportation. The Circulator route runs right to her home and throughout the town where she has to go in order to complete her daily living needs. She currently buys a \$3 all-day pass and plans her schedule accordingly, which she says has been a blessing.*

As an added bonus the passengers were able to see the experienced driver's skills at his best. There was an unexpected detour and a few of the passengers were afraid that they may be late for work and a medical appointment. The driver assured them not to worry that he had matters under control and that he knew the area very well. The driver was able to adjust the detour to maneuver around the congested traffic and regained his location on the scheduled route and was able to safely deliver the passengers to work and their medical appointment with time to spare.

The group of new passengers began to get more comfortable with the idea of using public transportation and became excited about riding in the immediate future. The Mobility Manager provided all of the riders with extra printed schedules and brochures so they could share with others that were skeptical about using the new service. The passengers were very impressed and were confident that they were in great hands. Once the travel training tour was over the grouped expressed their appreciation for the experience, promised to tell others, and were looking forwarding to riding again.

Rural Operating Assistance (ROAP) Trips

County	Funds Disbursed	Trips provided	Cost of funded trip
--------	-----------------	----------------	---------------------

Davie			
Elderly & Disabled	\$61,318.00	2,060	\$29.76
Employment	\$10,867.00	558	\$19.47
Rural General Public	\$58,791.64	2,304	\$25.51
Total	\$130,976.64		

Q4: \$2,500.00 transferred from EMPL to RGP

Stokes			
Elderly & Disabled	\$66,097.00	1,982	\$33.34
Employment	\$12,402.00	115	\$107.84
Rural General Public	\$64,199.00	1,786	\$35.94
Total	\$142,698.00		

Q1: \$3,100.50 transferred from EMPL to RGP
Q2: \$3,100.50 transferred from EMPL to RGP
Q3: \$2,964.42 transferred from EMPL to RGP
Q4: \$2,622.10 transferred from EMPL to RGP

Surry			
Elderly & Disabled	\$79,580.00	3,708	\$21.46
Employment	\$17,846.00	608	\$29.35
Rural General Public	\$100,963.32	3,348	\$30.15
Total	\$198,389.32		

Q3: \$10,465.03 transferred from EMPL to RGP
Q4: \$1,632.78 transferred from EMPL to RGP

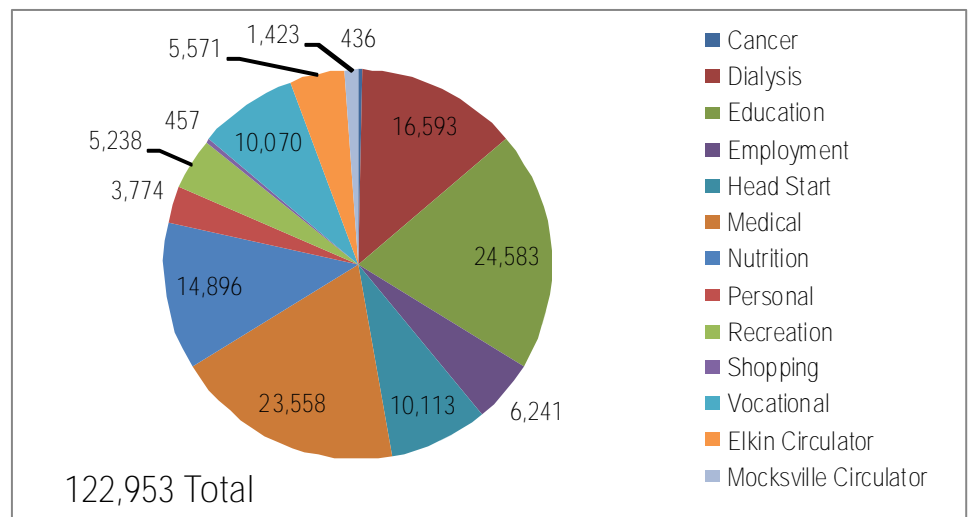
Yadkin			
Elderly & Disabled	\$60,413.00	1,784	\$33.86
Employment	\$2,528.74	26	\$97.25
Rural General Public	\$68,945.82	1,540	\$44.77
Total	\$131,887.56		

Q4: \$2,236.44 transferred from EMPL to RGP

In addition to transfers, fares and donations may be included in the totals



Trip Purpose and Passengers Totals



WEATHERIZATION PROGRAM

MISSION STATEMENT

To provide home energy improvements using state standards that promote good health and energy efficiency.

Weatherization Assistance Program

The Weatherization Assistance Program, operated by Yadkin Valley Economic Development District, Inc. (YVEDDI), is designed to help low-income households, particularly the elderly and the disabled, overcome the high cost of energy, through the installation of weatherization or energy conservation measures.

The NC Department of Environmental Quality has designated funds to assist qualifying families and individuals to make their homes more energy efficient and to help reduce the cost of their utilities. Weatherization includes sealing air leaks, installing insulation and performing other measures that will reduce energy usage the home. Funds have also been set aside to form a program that assists qualifying households to repair or replace an existing heating system or to provide an adequate heating system where none exists.

To meet the financial requirements for this assistance, the gross household income for the last 12 months cannot exceed 200% of the Federal Poverty Index. The labor and materials for these services are free of charge to owner-occupied homes.



Weatherized Homes (FY 17-18)		
	Homes	People Assisted
Davie County	6	11
Rowan County	33	74
Stokes County	10	25
Surry County	17	44
Yadkin County	7	11
Total	73	163

Through the weatherization improvements and upgrades, these households save on average \$283 or more every year (National Evaluation)

Source: U.S. Department of Energy



The Heating and Air Repair and Replacement Program (HARRP) Repairs or replaces heating and cooling systems for low-income households.

Heating and Air Repair/Replacement Program

The Heating and Air Repair/Replacement Program (HARRP) is another part of the Weatherization Program for low-income households. HARRP's purpose is repair or replace heating systems that are functioning below the manufacturer's standards or to install a new system where there is no adequate heat source. In Fiscal Year 2018-2019, 27 heating systems were repaired or replaced, making a difference in the lives of 67 people.

Success Story

Rowan County

We replaced a client's outdated non-functioning HVAC unit under the State HARRP Program; we weatherized her home under the Duke Energy Program; replaced her floor where it was caving in, and built a wheelchair ramp for her son under the Blue Cross Blue Shield Program.

The client stated she was "very thankful for all our help, I can never say thank you enough.

Your workers were so polite and very professional in every way.

The ramp has changed my son's life, where he is wheelchair bound and with the new ramps, he can get in and out of our home.

This program has went above and beyond anything I could have ever imaged."

HARRP (FY17-18)		
	Homes	People Assisted
Davie County	2	2
Rowan County	17	40
Stokes County	1	1
Surry County	7	23
Yadkin County	0	0
Total	27	67

Low-income households carry a larger burden for energy costs, typically spending 16.3% of their total annual income versus 3.5% for other households (2014 ORNL study).

Often, they must cut back on healthcare, medicine, groceries, and childcare to pay their energy bills.

Source: U.S. Department of Energy



Agency Financials

Fund Source	Dollar Amount
Operations and Fund Raising	\$4,042,562
FED	\$5,518,223
NC	\$1,699,912
Local Entities	\$457,878
In-kind	\$334,359
TOTAL INCOME	\$12,052,934



Together We Can...

Funding

Contract Revenues
 Corporation for National and Community Service
 County of Davie
 County of Stokes
 County of Surry
 County of Yadkin

East Coast Migrant Head Start Project

Federal Transit Administration

Home and Community Care Block Grant for Older Adults

N.C. Pre-Kindergarten
 N.C. Council for Women

N.C. Department of Crime Control/Governor's Crime Commission

N.C. Department of Health and Human Services
 N.C. Department of Insurance
 N.C. Department of Transportation
 N.C. Division of Aging and Adult Services
 N.C. Department of Environmental Quality

Occupant Agencies/Organizations

Partners Behavioral Health Management
 Participant Contributions
 Piedmont Triad Regional Council

Seniors' Health Insurance Information Program (SHIIP)
 State of North Carolina

United Fund of Stokes County
 United Fund of Surry County
 User fees
 U.S Department of Health and Human Services
 - Administration for Children/Families
 - USDA Childcare and Adult Food Program

Yadkin County United Fund
 Yadkin Valley United Fund



"Restricted grants, fundraisers, and donations only support designated or specified projects or programs allowed by the contributor; resources cannot be disbursed or comingled with other projects or programs to offset any expenditures."



ANNUAL Report

YVEDDI District Office

533 N. Carolina Avenue ▪ Highway 601 N.

Boonville, NC 27011

Ph. (336) 367-7251 ▪ Fax (336) 367-3637

www.yveddi.com

